

ILLINOIS STATE BOARD OF EDUCATION
School Business Services Division

Accounting Basis:

Cash
 Accrual

SCHOOL DISTRICT BUDGET FORM *
July 1, 2015 - June 30, 2016

Balanced budget, no deficit
reduction plan is required.

Date of Amended Budget: _____
(MM/DD/YY)

District Name: _____ Center Cass SD 66
District RCDT No: _____ 19-022-0660-02

If your FY15 AFR states that you need to do a deficit reduction plan and your FY16 budget is balanced please state the measures you took to have your budget become balanced. (Bckgrnd-Assumpt 25-26)

Budget of _____ Center Cass SD 66 _____, County of _____ DuPage _____,
State of Illinois, for the Fiscal Year beginning _____ July 1, 2015 _____ and ending _____ June 30, 2016 _____.

WHEREAS the Board of Education of _____ Center Cass SD 66 _____,
County of _____ DuPage _____, State of Illinois, caused to be prepared in tentative form a budget, and the Secretary
of this Board has made the same conveniently available to public inspection for at least thirty days prior to final action thereon;

AND WHEREAS a public hearing was held as to such budget on the _____ day of _____, 20 _____,
notice of said hearing was given at least thirty days prior thereto as required by law, and all other legal requirements have been complied with;

NOW, THEREFORE, Be it resolved by the Board of Education of said district as follows:
Section 1: That the fiscal year of this school district be and the same hereby is fixed and declared to be

beginning _____ July 1, 2015 _____ and ending _____ June 30, 2016 _____.

Section 2: That the following budget containing an estimate of amounts available in each Fund, separately, and expenditures from each
be and the same is hereby adopted as the budget of this school district for said fiscal year.

ADOPTION OF BUDGET

The budget shall be approved and signed below by members of the School Board. Adopted this _____
day of _____, 20 _____ by a roll call vote of _____ Yeas, and _____ Nays, to wit:

MEMBERS VOTING YEA:	MEMBERS VOTING NAY:

* Based on the 23 Illinois Administrative Code-Part 100 and inconformity with Section 17-1 of the School Code.
(1) A certified copy of this document must be filed with the county clerk within 30 days of adoption as required
by Section 18-50 of the Property Tax Code (35 ILCS 200/18-50).
(2) Districts are required to submit the adopted/amended budget electronically to ISBE within 30 days of adoption or by October 30,
whichever comes first. Budgets are submitted to: <https://sec1.isbe.net/attachmgr/default.aspx> The electronic version does
not require member signatures.

ILLINOIS STATE BOARD OF EDUCATION
School Business Services Division

Accounting Basis:

Cash
 Accrual

SCHOOL DISTRICT BUDGET FORM *
July 1, 2015 - June 30, 2016

Balanced budget, no deficit reduction plan is required.

Date of Amended Budget: _____
(MM/DD/YY)

District Name: Center Cass SD 66
District RCDT No: 19-022-0660-02

If your FY15 AFR states that you need to do a deficit reduction plan and your FY16 budget is balanced please state the measures you took to have your budget become balanced. (Bckgrnd-Assumpt 25-26)

Budget of Center Cass SD 66, County of DuPage, State of Illinois, for the Fiscal Year beginning July 1, 2015 and ending June 30, 2016

WHEREAS the Board of Education of Center Cass SD 66, County of DuPage, State of Illinois, caused to be prepared in tentative form a budget, and the Secretary of this Board has made the same conveniently available to public inspection for at least thirty days prior to final action thereon;

AND WHEREAS a public hearing was held as to such budget on the 14 day of Sept., 20 15, notice of said hearing was given at least thirty days prior thereto as required by law, and all other legal requirements have been complied with;




NOW, THEREFORE, Be it resolved by the Board of Education of said district as follows:
Section 1: That the fiscal year of this school district be and the same hereby is fixed and declared to be

beginning July 1, 2015 and ending June 30, 2016.

Section 2: That the following budget containing an estimate of amounts available in each Fund, separately, and expenditures from each be and the same is hereby adopted as the budget of this school district for said fiscal year.

ADOPTION OF BUDGET

The budget shall be approved and signed below by members of the School Board. Adopted this 14th day of Sept., 20 15 by a roll call vote of 7 Yeas, and 0 Nays, to wit:

MEMBERS VOTING YEA:	MEMBERS VOTING NAY:
	
	
	

* Based on the 23 Illinois Administrative Code-Part 100 and inconformity with Section 17-1 of the School Code.
(1) A certified copy of this document must be filed with the county clerk within 30 days of adoption as required by Section 18-50 of the Property Tax Code (35 ILCS 200/18-50).
(2) Districts are required to submit the adopted/amended budget electronically to ISBE within 30 days of adoption or by October 30, whichever comes first. Budgets are submitted to: <https://sec1.isbe.net/attachmgr/default.aspx> The electronic version does not require member signatures.

	A	B	C	D	E	F	G	H	I	J	K	L
1	<i>Begin entering data on EstRev 5-10 and EstExp 11-17 tabs.</i>		(10)	(20)	(30)	(40)	(50)	(60)	(70)	(80)	(90)	
2	Description	Acct #	Educational	Operations & Maintenance	Debt Service	Transportation	Municipal Retirement/ Social Security	Capital Projects	Working Cash	Tort	Fire Prevention & Safety	
3	ESTIMATED BEGINNING FUND BALANCE July 1, 2015 1		3,725,355	1,193,604	187,152	443,581	10,815	82,256	2,636,247	0	174	
4	RECEIPTS/REVENUES											
5	LOCAL SOURCES	1000	9,650,000	1,121,000	0	381,000	427,600	0	144,000	0	0	
6	FLOW-THROUGH RECEIPTS/REVENUES FROM ONE DISTRICT TO ANOTHER DISTRICT	2000										
7	STATE SOURCES	3000	733,166	0	0	157,725	0	0	0	0	0	
8	FEDERAL SOURCES	4000	369,494	0	0	0	0	0	0	0	0	
9	Total Direct Receipts/Revenues 8		10,752,660	1,121,000	0	538,725	427,600	0	144,000	0	0	
10	Receipts/Revenues for "On Behalf" Payments 2	3998										
11	Total Receipts/Revenues		10,752,660	1,121,000	0	538,725	427,600	0	144,000	0	0	
12	DISBURSEMENTS/EXPENDITURES											
13	INSTRUCTION	1000	7,411,850				169,795					
14	SUPPORT SERVICES	2000	2,734,859	1,087,950		690,610	237,795	0		0	0	
15	COMMUNITY SERVICES	3000	193,325	0		0	29,750					
16	PAYMENTS TO OTHER DISTRICTS & GOVT UNITS	4000	263,000	0	0	0	0	0			0	
17	DEBT SERVICES	5000	0	0	172,543	0	0			0	0	
18	PROVISION FOR CONTINGENCIES	6000	0	0	0	0	0	0		0	0	
19	Total Direct Disbursements/Expenditures 9		10,603,034	1,087,950	172,543	690,610	437,340	0		0	0	
20	Disbursements/Expenditures for "On Behalf" Payments 2	4180	0	0	0	0	0	0		0	0	
21	Total Disbursements/Expenditures		10,603,034	1,087,950	172,543	690,610	437,340	0		0	0	
22	Excess of Direct Receipts/Revenues Over (Under) Direct Disbursements/Expenditures		149,626	33,050	(172,543)	(151,885)	(9,740)	0	144,000	0	0	
23	OTHER SOURCES/USES OF FUNDS											
24	OTHER SOURCES OF FUNDS (7000)											
25	PERMANENT TRANSFER FROM VARIOUS FUNDS											
26	Abolishment the Working Cash Fund 16	7110										
27	Abatement of the Working Cash Fund 16	7110										
28	Transfer of Working Cash Fund Interest	7120										
29	Transfer Among Funds	7130										
30	Transfer of Interest	7140										
31	Transfer from Capital Projects Fund to O&M Fund	7150		49,604								
32	Transfer of Excess Fire Prev & Safety Tax & Interest 3 Proceeds to O&M Fund	7160		0								
33	Transfer of Excess Accumulated Fire Prev & Safety Bond and Int 3a Proceeds to Debt Service Fund	7170			0							
34	SALE OF BONDS (7200)											
35	Principal on Bonds Sold 4	7210										
36	Premium on Bonds Sold	7220										
37	Accrued Interest on Bonds Sold	7230										
38	Sale or Compensation for Fixed Assets 5	7300										
39	Transfer to Debt Service to Pay Principal on Capital Leases	7400			100,000							
40	Transfer to Debt Service Fund to Pay Interest on Capital Leases	7500			72,543							
41	Transfer to Debt Service Fund to Pay Principal on Revenue Bonds	7600			0							
42	Transfer to Debt Service Fund to Pay Interest on Revenue Bonds	7700			0							
43	Transfer to Capital Projects Fund	7800						0				
44	ISBE Loan Proceeds	7900										
45	Other Sources Not Classified Elsewhere	7990										
46	Total Other Sources of Funds 8		0	49,604	172,543	0	0	0	0	0	0	

	A	B	C	D	E	F	G	H	I	J	K	L
1	<i>Begin entering data on EstRev 5-10 and EstExp 11-17 tabs.</i>		(10)	(20)	(30)	(40)	(50)	(60)	(70)	(80)	(90)	
2	Description	Acct #	Educational	Operations & Maintenance	Debt Service	Transportation	Municipal Retirement/ Social Security	Capital Projects	Working Cash	Tort	Fire Prevention & Safety	
47	OTHER USES OF FUNDS (8000)											
49	TRANSFER TO VARIOUS OTHER FUNDS (8100)											
50	Abolishment or Abatement of the Working Cash Fund 16	8110							0			
51	Transfer of Working Cash Fund Interest	8120							0			
52	Transfer Among Funds	8130										
53	Transfer of Interest 6	8140										
54	Transfer from Capital Projects Fund to O&M Fund	8150						49,604				
55	Transfer of Excess Fire Prev & Safety Tax & Interest 3 Proceeds to O&M Fund	8160										
56	Transfer of Excess Accumulated Fire Prev & Safety Bond 3a and Int Proceeds to Debt Service Fund	8170										
57	Taxes Pledged to Pay Principal on Capital Leases	8410										
58	Grants/Reimbursements Pledged to Pay Principal on Capital Leases	8420										
59	Other Revenues Pledged to Pay Principal on Capital Leases	8430										
60	Fund Balance Transfers Pledged to Pay Principal on Capital Leases	8440		100,000								
61	Taxes Pledged to Pay Interest on Capital Leases	8510		72,543								
62	Grants/Reimbursements Pledged to Pay Interest on Capital Leases	8520										
63	Other Revenues Pledged to Pay Interest on Capital Leases	8530										
64	Fund Balance Transfers Pledged to Pay Interest on Capital Leases	8540										
65	Taxes Pledged to Pay Principal on Revenue Bonds	8610										
66	Grants/Reimbursements Pledged to Pay Principal on Revenue Bonds	8620										
67	Other Revenues Pledged to Pay Principal on Revenue Bonds	8630										
68	Fund Balance Transfers Pledged to Pay Principal on Revenue Bonds	8640										
69	Taxes Pledged to Pay Interest on Revenue Bonds	8710										
70	Grants/Reimbursements Pledged to Pay Interest on Revenue Bonds	8720										
71	Other Revenues Pledged to Pay Interest on Revenue Bonds	8730										
72	Fund Balance Transfers Pledged to Pay Interest on Revenue Bonds	8740										
73	Taxes Transferred to Pay for Capital Projects	8810										
74	Grants/Reimbursements Pledged to Pay for Capital Projects	8820										
75	Other Revenues Pledged to Pay for Capital Projects	8830										
76	Fund Balance Transfers Pledged to Pay for Capital Projects	8840										
77	Transfer to Debt Service Fund to Pay Principal on ISBE Loans	8910										
78	Other Uses Not Classified Elsewhere	8990										
79	Total Other Uses of Funds 9		0	172,543	0	0	0	49,604	0	0	0	
80	Total Other Sources/Uses of Fund		0	(122,939)	172,543	0	0	(49,604)	0	0	0	
81	ESTIMATED ENDING FUND BALANCE June 30, 2016		3,874,981	1,103,715	187,152	291,696	1,075	32,652	2,780,247	0	174	

82	SUMMARY OF EXPENDITURES (by Major Object)											
83			(10)	(20)	(30)	(40)	(50)	(60)	(70)	(80)	(90)	Total By Object
84	Description	Acct #	Educational	Operations & Maintenance	Debt Service	Transportation	Municipal Retirement/ Social Security	Capital Projects	Working Cash	Tort	Fire Prevention & Safety	
85	Object Name											
87	Salaries	100	8,262,068	335,000		292,250		0		0	0	8,889,318
88	Employee Benefits	200	840,470	61,400		6,800	437,340	0		0	0	1,346,010
89	Purchased Services	300	295,173	229,830	0	152,060		0		0	0	677,063
90	Supplies & Materials	400	572,528	320,000		51,000		0		0	0	943,528
91	Capital Outlay	500	104,545	139,220		188,000		0		0	0	431,765
92	Other Objects	600	528,250	2,500	172,543	500	0	0		0	0	703,793
93	Non-Capitalized Equipment	700	0	0		0		0		0	0	0
94	Termination Benefits	800	0	0		0						0
95	Total Expenditures		10,603,034	1,087,950	172,543	690,610	437,340	0		0	0	12,991,477

SUMMARY OF CASH TRANSACTIONS

	A	B	C	D	E	F	G	H	I	J	K
1	Description	Acct #	(10)	(20)	(30)	(40)	(50)	(60)	(70)	(80)	(90)
2			Educational	Operations & Maintenance	Debt Service	Transportation	Municipal Retirement/ Social Security	Capital Projects	Working Cash	Tort	Fire Prevention & Safety
3	BEGINNING CASH BALANCE ON HAND July 1, 2015 7		3,725,355	1,193,604	187,152	443,581	10,815	82,256	2,636,247	0	174
4	Total Direct Receipts & Other Sources 8		10,752,660	1,170,604	172,543	538,725	427,600	0	144,000	0	0
5	OTHER RECEIPTS										
6	Interfund Loans Payable (Loans from Other Funds)	411									
7	Interfund Loans Receivable (Repayment of Loans)	141									
8	Notes and Warrants Payable	433									
9	Other Current Assets	199									
10	Total Other Receipts		0	0	0	0	0	0	0	0	0
11	Total Direct Receipts, Other Sources, & Other Receipts		10,752,660	1,170,604	172,543	538,725	427,600	0	144,000	0	0
12	Total Amount Available		14,478,015	2,364,208	359,695	982,306	438,415	82,256	2,780,247	0	174
13	Total Direct Disbursements & Other Uses 9		10,603,034	1,260,493	172,543	690,610	437,340	49,604	0	0	0
14	OTHER DISBURSEMENTS										
15	Interfund Loans Receivable (Loans to Other Funds) 10	141									
16	Interfund Loans Payable (Repayment of Loans)	411									
17	Notes and Warrants Payable	433									
18	Other Current Liabilities	499									
19	Total Other Disbursements		0	0	0	0	0	0	0	0	0
20	Total Direct Disbursements, Other Uses, & Other Disbursements		10,603,034	1,260,493	172,543	690,610	437,340	49,604	0	0	0
21	ENDING CASH BALANCE ON HAND June 30, 2016 7		3,874,981	1,103,715	187,152	291,696	1,075	32,652	2,780,247	0	174

ESTIMATED RECEIPTS/REVENUES

	A	B	C	D	E	F	G	H	I	J	K
1			(10)	(20)	(30)	(40)	(50)	(60)	(70)	(80)	(90)
2	Description	Acct #	Educational	Operations & Maintenance	Debt Service	Transportation	Municipal Retirement/ Social Security	Capital Projects	Working Cash	Tort	Fire Prevention & Safety
3	RECEIPTS/REVENUES FROM LOCAL SOURCES										
4	AD VALOREM TAXES LEVIED BY LOCAL EDUCATION AGENCY										
5	Designated Purposes Levies 11	-	8,883,000	934,000	0	381,000	164,500	0	144,000	0	0
6	Leasing Purposes Levy 12	1130	0	0							
7	Special Education Purposes Levy	1140	0	0		0	0	0			
8	FICA and Medicare Only Levies	1150					263,100				
9	Area Vocational Construction Purposes Levy	1160		0	0			0			
10	Summer School Purposes Levy	1170	0								
11	Other Tax Levies (Describe & Itemize)	1190	0	0	0	0	0	0	0	0	0
12	Total Ad Valorem Taxes Levied by District		8,883,000	934,000	0	381,000	427,600	0	144,000	0	0
13	PAYMENTS IN LIEU OF TAXES										
14	Mobile Home Privilege Tax	1210	0	0	0	0	0	0	0	0	0
15	Payments from Local Housing Authority	1220	0	0	0	0	0	0	0	0	0
16	Corporate Personal Property Replacement Taxes 13	1230	90,000	0	0	0	0	0	0	0	0
17	Other Payments in Lieu of Taxes (Describe & Itemize)	1290	0	0	0	0	0	0	0	0	0
18	Total Payments in Lieu of Taxes		90,000	0	0	0	0	0	0	0	0
19	TUITION										
20	Regular Tuition from Pupils or Parents (In State)	1311	0								
21	Regular Tuition from Other Districts (In State)	1312	0								
22	Regular Tuition from Other Sources (In State)	1313	0								
23	Regular Tuition from Other Sources (Out of State)	1314	0								
24	Summer School Tuition from Pupils or Parents (In State)	1321	25,000								
25	Summer School Tuition from Other Districts (In State)	1322	0								
26	Summer School Tuition from Other Sources (In State)	1323	0								
27	Summer School Tuition from Other Sources (Out of State)	1324	0								
28	CTE Tuition from Pupils or Parents (In State)	1331	0								
29	CTE Tuition from Other Districts (In State)	1332	0								
30	CTE Tuition from Other Sources (In State)	1333	0								
31	CTE Tuition from Other Sources (Out of State)	1334	0								
32	Special Education Tuition from Pupils or Parents (In State)	1341	0								
33	Special Education Tuition from Other Districts (In State)	1342	0								
34	Special Education Tuition from Other Sources (In State)	1343	0								
35	Special Education Tuition from Other Sources (Out of State)	1344	0								
36	Adult Tuition from Pupils or Parents (In State)	1351	0								
37	Adult Tuition from Other Districts (In State)	1352	0								
38	Adult Tuition from Other Sources (In State)	1353	0								
39	Adult Tuition from Other Sources (Out of State)	1354	0								
40	Total Tuition		25,000								
41	TRANSPORTATION FEES										
42	Regular Transportation Fees from Pupils or Parents (In State)	1411				0					
43	Regular Transportation Fees from Other Districts (In State)	1412				0					
44	Regular Transportation Fees from Other Sources (In State)	1413				0					
45	Regular Transportation Fees from Co-curricular Activities (In State)	1415				0					
46	Regular Transportation Fees from Other Sources (Out of State)	1416				0					
47	Summer School Transportation Fees from Pupils or Parents (In State)	1421				0					
48	Summer School Transportation Fees from Other Districts (In State)	1422				0					
49	Summer School Transportation Fees from Other Sources (In State)	1423				0					
50	Summer School Transportation Fees from Other Sources (Out of State)	1424				0					
51	CTE Transportation Fees from Pupils or Parents (In State)	1431				0					
52	CTE Transportation Fees from Other Districts (In State)	1432				0					
53	CTE Transportation Fees from Other Sources (In State)	1433				0					
54	CTE Transportation Fees from Other Sources (Out of State)	1434				0					
55	Special Education Transportation Fees from Pupils or Parents (In State)	1441				0					
56	Special Education Transportation Fees from Other Districts (In State)	1442				0					

	A	B	C	D	E	F	G	H	I	J	K
1			(10)	(20)	(30)	(40)	(50)	(60)	(70)	(80)	(90)
2	Description	Acct #	Educational	Operations & Maintenance	Debt Service	Transportation	Municipal Retirement/ Social Security	Capital Projects	Working Cash	Tort	Fire Prevention & Safety
57	Special Education Transportation Fees from Other Sources (In State)	1443				0					
58	Special Education Transportation Fees from Other Sources (Out of State)	1444				0					
59	Adult Transportation Fees from Pupils or Parents (In State)	1451				0					
60	Adult Transportation Fees from Other Districts (In State)	1452				0					
61	Adult Transportation Fees from Other Sources (In State)	1453				0					
62	Adult Transportation Fees from Other Sources (Out of State)	1454				0					
63	Total Transportation Fees					0					
64	EARNINGS ON INVESTMENTS										
65	Interest on Investments	1510	18,000	0	0	0	0	0	0	0	0
66	Gain or Loss on Sale of Investments	1520	0	0	0	0	0	0	0	0	0
67	Total Earnings on Investments		18,000	0	0	0	0	0	0	0	0
68	FOOD SERVICE										
69	Sales to Pupils - Lunch	1611	84,000								
70	Sales to Pupils - Breakfast	1612	0								
71	Sales to Pupils - A la Carte	1613	42,000								
72	Sales to Pupils - Other (Describe & Itemize)	1614	0								
73	Sales to Adults	1620	1,000								
74	Other Food Service (Describe & Itemize)	1690	6,000								
75	Total Food Service		133,000								
76	DISTRICT/SCHOOL ACTIVITY INCOME										
77	Admissions - Athletic	1711	0	0							
78	Admissions - Other	1719	0	0							
79	Fees	1720	0	22,000							
80	Book Store Sales	1730	0	0							
81	Other District/School Activity Revenue (Describe & Itemize)	1790	1,000	0							
82	Total District/School Activity Income		1,000	22,000							
83	TEXTBOOK Income										
84	Rentals - Regular Textbooks	1811	82,000								
85	Rentals - Summer School Textbooks	1812	0								
86	Rentals - Adult/Continuing Education Textbooks	1813	0								
87	Rentals - Other (Describe)	1819	0								
88	Sales - Regular Textbooks	1821	0								
89	Sales - Summer School Textbooks	1822	0								
90	Sales - Adult/Continuing Education Textbooks	1823	0								
91	Sales - Other (Describe & Itemize)	1829	0								
92	Other (Describe & Itemize)	1890	0								
93	Total Textbooks		82,000								
94	OTHER REVENUE FROM LOCAL SOURCES										
95	Rentals	1910	0	125,000							
96	Contributions and Donations from Private Sources	1920	0	0	0	0	0	0	0	0	0
97	Impact Fees from Municipal or County Governments	1930	74,000	0	0	0	0	0	0	0	0
98	Services Provided Other Districts	1940	0	0							
99	Refund of Prior Years' Expenditures	1950	26,000	40,000	0	0	0	0		0	0
100	Payments of Surplus Moneys from TIF Districts	1960	0	0	0	0	0	0	0	0	0
101	Drivers' Education Fees	1970	0								
102	Proceeds from Vendors' Contracts	1980	0	0	0	0	0	0	0	0	0
103	School Facility Occupation Tax Proceeds	1983						0			
104	Payment from Other Districts	1991	16,000	0	0	0	0	0			
105	Sale of Vocational Projects	1992	0								
106	Other Local Fees (Describe & Itemize)	1993	297,000	0	0	0	0	0		0	0
107	Other Local Revenues (Describe & Itemize)	1999	5,000	0	0	0	0	0	0	0	0
108	Total Other Revenue from Local Sources		418,000	165,000	0	0	0	0	0	0	0
109	Total Receipts/Revenues from Local Sources	1000	9,650,000	1,121,000	0	381,000	427,600	0	144,000	0	0

ESTIMATED RECEIPTS/REVENUES

1	A	B	C	D	E	F	G	H	I	J	K
2	Description	Acct #	(10) Educational	(20) Operations & Maintenance	(30) Debt Service	(40) Transportation	(50) Municipal Retirement/ Social Security	(60) Capital Projects	(70) Working Cash	(80) Tort	(90) Fire Prevention & Safety
	FLOW-THROUGH RECEIPTS/REVENUES FROM ONE DISTRICT TO ANOTHER DISTRICT										
110	Flow-Through Revenue from State Sources	2100	0	0		0	0				
112	Flow-Through Revenue from Federal Sources	2200	0	0		0	0				
113	Other Flow-Through Revenue (Describe & Itemize)	2300	0	0		0	0				
114	Total Flow-Through Receipts/Revenues From One District to Another District	2000	0	0		0	0				
115	RECEIPTS/REVENUES FROM STATE SOURCES										
116	UNRESTRICTED GRANTS-IN-AID										
117	General State Aid (Section 18-8.05)	3001	350,000	0	0	0	0	0		0	0
118	General State Aid Hold Harmless/Supplemental	3002	0	0	0	0	0	0		0	0
119	Reorganization Incentives (Accounts 3005-3021)	3005	0	0	0	0	0	0		0	0
120	Other Unrestricted Grants-In-Aid From State Sources (Describe & Itemize)	3099	0	0	0	0	0	0		0	0
121	Total Unrestricted Grants-In-Aid		350,000	0	0	0	0	0		0	0
122	RESTRICTED GRANTS-IN-AID										
123	SPECIAL EDUCATION										
124	Special Education - Private Facility Tuition	3100	46,193			0					
125	Special Education - Funding for Children Requiring Sp Ed Services	3105	120,151			0					
126	Special Education - Personnel	3110	198,840	0		0					
127	Special Education - Orphanage - Individual	3120	0			0					
128	Special Education - Orphanage - Summer Individual	3130	0			0					
129	Special Education - Summer School	3145	0			0					
130	Special Education - Other (Describe & Itemize)	3199	0	0		0					
131	Total Special Education		365,184	0		0					
132	CAREER AND TECHNICAL EDUCATION (CTE)										
133	CTE - Technical Education - Tech Prep	3200	0	0			0				
134	CTE - Secondary Program Improvement (CTEI)	3220	0	0			0				
135	CTE - WECEP	3225	0	0			0				
136	CTE - Agriculture Education	3235	0	0			0				
137	CTE - Instructor Practicum	3240	0	0			0				
138	CTE - Student Organizations	3270	0	0			0				
139	CTE - Other (Describe & Itemize)	3299	0	0			0				
140	Total Career and Technical Education		0	0			0				
141	BILINGUAL EDUCATION										
142	Bilingual Education - Downstate - TPI and TBE	3305	17,322				0				
143	Bilingual Education - Downstate - Transitional Bilingual Education	3310	0				0				
144	Total Bilingual Education		17,322				0				
145	State Free Lunch & Breakfast	3360	660								
146	School Breakfast Initiative	3365	0	0			0				
147	Driver Education	3370	0	0							
148	Adult Education (from ICCB)	3410	0	0	0	0	0	0	0	0	0
149	Adult Education - Other (Describe & Itemize)	3499	0	0	0	0	0	0	0	0	0
150	TRANSPORTATION										
151	Transportation - Regular and Vocational	3500	0	0		22,500	0				
152	Transportation - Special Education	3510	0	0		135,225	0				
153	Transportation - Other (Describe & Itemize)	3599	0	0		0	0				
154	Total Transportation		0	0		157,725	0				
155	Learning Improvement - Change Grants	3610	0								
156	Scientific Literacy	3660	0	0		0	0				
157	Truant Alternative/Optional Education	3695	0			0	0				
158	Early Childhood - Block Grant	3705	0	0		0	0				
159	Reading Improvement Block Grant	3715	0			0	0				
160	Reading Improvement Block Grant - Reading Recovery	3720	0			0	0				
161	Continued Reading Improvement Block Grant	3725	0			0	0				
162	Continued Reading Improvement Block Grant (2% Set Aside)	3726	0			0	0				

1	A	B	C	D	E	F	G	H	I	J	K	
2	Description	Acct #	(10) Educational	(20) Operations & Maintenance	(30) Debt Service	(40) Transportation	(50) Municipal Retirement/ Social Security	(60) Capital Projects	(70) Working Cash	(80) Tort	(90) Fire Prevention & Safety	
163	Chicago General Education Block Grant	3766	0	0		0	0					
164	Chicago Educational Services Block Grant	3767	0	0		0	0					
165	School Safety & Educational Improvement Block Grant	3775	0	0	0	0	0	0			0	
166	Technology - Technology for Success	3780	0	0	0	0	0	0			0	
167	State Charter Schools	3815	0			0						
168	Extended Learning Opportunities - Summer Bridges	3825	0			0						
169	Infrastructure Improvements - Planning/Construction	3920		0				0				
170	School Infrastructure - Maintenance Projects	3925		0							0	
171	Other Restricted Revenue from State Sources (Describe & Itemize)	3999	0	0	0	0	0	0	0	0	0	
172	Total Restricted Grants-In-Aid		383,166	0	0	157,725	0	0	0	0	0	
173	Total Receipts/Revenues from State Sources	3000	733,166	0	0	157,725	0	0	0	0	0	
174	RECEIPTS/REVENUES FROM FEDERAL SOURCES											
175	UNRESTRICTED GRANTS-IN-AID RECEIVED DIRECTLY FROM FEDERAL GOVT.											
176	Federal Impact Aid	4001	0	0	0	0	0	0	0	0	0	
177	Other Unrestricted Grants-In-Aid Received Directly from the Federal Govt. (Describe & Itemize)	4009	0	0	0	0	0	0	0	0	0	
178	Total Unrestricted Grants-In-Aid Received Directly from Fed Govt		0	0	0	0	0	0	0	0	0	
179	RESTRICTED GRANTS-IN-AID RECEIVED DIRECTLY FROM FEDERAL GOVT											
180	Head Start	4045	0									
181	Construction (Impact Aid)	4050	0	0				0				
182	MAGNET	4060	0	0			0	0				
183	Other Restricted Grants-In-Aid Received Directly from Federal Govt. (Describe & Itemize)	4090	0	0			0	0			0	
184	Total Restricted Grants-In-Aid Received Directly from Federal Govt.		0	0			0	0			0	
185	RESTRICTED GRANTS-IN-AID RECEIVED FROM FEDERAL GOVT. THRU THE STATE											
186	TITLE VI											
187	Title VI - Innovation and Flexibility Formula	4100	0	0			0	0				
188	Title VI - SEA Projects	4105	0	0			0	0				
189	Title VI - Rural Education Initiative (REI)	4107	0	0			0	0				
190	Title VI - Other (Describe & Itemize)	4199	0	0			0	0				
191	Total Title VI		0	0			0	0				
192	FOOD SERVICE											
193	Breakfast Start-Up Expansion	4200	0					0				
194	National School Lunch Program	4210	53,000					0				
195	Special Milk Program	4215	0					0				
196	School Breakfast Program	4220	0					0				
197	Summer Food Service Admin/Program	4225	0					0				
198	Child and Adult Care Food Program	4226	0					0				
199	Fresh Fruit and Vegetables	4240	0									
200	Food Service - Other (Describe & Itemize)	4299	0					0				
201	Total Food Service		53,000					0				
202	TITLE I											
203	Title I - Low Income	4300	62,829	0			0	0				
204	Title I - Low Income - Neglected, Private	4305	0	0			0	0				
205	Title I - Comprehensive School Reform	4332	0	0			0	0				
206	Title I - Reading First	4334	0	0			0	0				
207	Title I - Even Start	4335	0	0			0	0				
208	Title I - Reading First SEA Funds	4337	0	0			0	0				
209	Title I - Migrant Education	4340	0	0			0	0				
210	Title I - Other (Describe & Itemize)	4399	0	0			0	0				
211	Total Title I		62,829	0			0	0				

ESTIMATED RECEIPTS/REVENUES

1	A	B	C	D	E	F	G	H	I	J	K
2	Description	Acct #	(10) Educational	(20) Operations & Maintenance	(30) Debt Service	(40) Transportation	(50) Municipal Retirement/ Social Security	(60) Capital Projects	(70) Working Cash	(80) Tort	(90) Fire Prevention & Safety
212	TITLE IV										
213	Title IV - Safe & Drug Free Schools - Formula	4400	0	0		0	0				
214	Title IV - 21st Century Comm Learning Centers	4421	0	0		0	0				
215	Title IV - Other (Describe & Itemize)	4499	0	0		0	0				
216	Total Title IV		0	0		0	0				
217	FEDERAL - SPECIAL EDUCATION										
218	Federal Special Education - Preschool Flow-Through	4600	15,087	0		0	0				
219	Federal Special Education - Preschool Discretionary	4605	0	0		0	0				
220	Federal Special Education - IDEA Flow Through	4620	189,774	0		0	0				
221	Federal Special Education - IDEA Room & Board	4625	0	0		0	0				
222	Federal Special Education - IDEA Discretionary	4630	0	0		0	0				
223	Federal Special Education - IDEA - Other (Describe & Itemize)	4699	0	0		0	0				
224	Total Federal Special Education		204,861	0		0	0				
225	CTE - PERKINS										
226	CTE - Perkins-Title III E Tech Prep	4770	0	0			0				
227	CTE - Other (Describe & Itemize)	4799	0	0			0				
228	Total CTE - Perkins		0	0			0				
229	Federal - Adult Education	4810	0	0			0				
230	ARRA - General State Aid - Education Stabilization	4850	0	0	0	0	0	0		0	0
231	ARRA - Title I - Low Income	4851	0	0		0	0				
232	ARRA - Title I - Neglected, Private	4852	0	0	0	0	0	0		0	0
233	ARRA - Title I - Delinquent, Private	4853	0	0	0	0	0	0		0	0
234	ARRA - Title I - School Improvement (Part A)	4854	0	0	0	0	0	0		0	0
235	ARRA - Title I - School Improvement (Section 1003g)	4855	0	0	0	0	0	0		0	0
236	ARRA - IDEA - Part B - Preschool	4856	0	0	0	0	0	0		0	0
237	ARRA - IDEA - Part B - Flow-Through	4857	0	0	0	0	0	0		0	0
238	ARRA - Title IID - Technology - Formula	4860	0	0	0	0	0	0		0	0
239	ARRA - Title IID - Technology - Competitive	4861	0	0	0	0	0	0		0	0
240	ARRA - McKinney - Vento Homeless Education	4862	0	0		0	0				
241	ARRA - Child Nutrition Equipment Assistance	4863	0	0			0				
242	Impact Aid Formula Grants	4864	0	0	0	0	0	0		0	0
243	Impact Aid Competitive Grants	4865	0	0	0	0	0	0		0	0
244	Qualified Zone Academy Bond Tax Credits	4866	0	0	0	0	0	0		0	0
245	Qualified School Construction Bond Credits	4867	0	0	0	0	0	0		0	0
246	Build America Bond Tax Credits	4868	0	0	0	0	0	0		0	0
247	Build America Bond Interest Reimbursement	4869	0	0	0	0	0	0		0	0
248	ARRA - General State Aid - Other Government Services Stabilization	4870	0	0	0	0	0	0		0	0
249	Other ARRA Funds - II	4871	0	0	0	0	0	0		0	0
250	Other ARRA Funds - III	4872	0	0	0	0	0	0		0	0
251	Other ARRA Funds - IV	4873	0	0	0	0	0	0		0	0
252	Other ARRA Funds - V	4874	0	0	0	0	0	0		0	0
253	ARRA - Early Childhood	4875	0	0	0	0	0	0		0	0
254	Other ARRA Funds - VII	4876	0	0	0	0	0	0		0	0
255	Other ARRA Funds - VIII	4877	0	0	0	0	0	0		0	0
256	Other ARRA Funds - IX	4878	0	0	0	0	0	0		0	0
257	Other ARRA Funds - X	4879	0	0	0	0	0	0		0	0
258	Other ARRA Funds - Ed Job Fund Program	4880	0	0	0	0	0	0		0	0
259	Total Stimulus Programs		0	0	0	0	0	0		0	0
260	Race to the Top Program	4901	0	0							
261	Race to the Top - Preschool Expansion Grant	4902	0	0			0				
262	Advanced Placement Fee/International Baccalaureate	4904	0	0			0				
263	Title III - Immigrant Education Program (IEP)	4905	0			0	0				
264	Title III - Language Inst Program - Limited English (LIPLEP)	4909	0			0	0				
265	Learn & Serve America	4910	0			0	0				
266	McKinney Education for Homeless Children	4920	0	0		0	0				
267	Title II - Eisenhower - Professional Development Formula	4930	0	0		0	0				

ESTIMATED RECEIPTS/REVENUES

	A	B	C	D	E	F	G	H	I	J	K
1			(10)	(20)	(30)	(40)	(50)	(60)	(70)	(80)	(90)
2	Description	Acct #	Educational	Operations & Maintenance	Debt Service	Transportation	Municipal Retirement/ Social Security	Capital Projects	Working Cash	Tort	Fire Prevention & Safety
268	Title II - Teacher Quality	4932	17,304	0		0	0				
269	Federal Charter Schools	4960	0	0		0	0				
270	Medicaid Matching Funds - Administrative Outreach	4991	5,000	0		0	0				
271	Medicaid Matching Funds - Fee-For-Service Program	4992	26,500	0		0	0				
272	Other Restricted Grants Received from Federal Government through State (Describe & Itemize)	4999	0	0		0	0	0			0
273	Total Restricted Grants-In-Aid Received from Federal Govt. Thru the State		369,494	0	0	0	0	0		0	0
274	TOTAL RECEIPTS/REVENUES FROM FEDERAL SOURCES	4000	369,494	0	0	0	0	0	0	0	0
275	TOTAL DIRECT RECEIPTS/REVENUES		10,752,660	1,121,000	0	538,725	427,600	0	144,000	0	0

1	A	B	C	D	E	F	G	H	I	J	K
2	Description	Func #	(100) Salaries	(200) Employee Benefits	(300) Purchased Services	(400) Supplies & Materials	(500) Capital Outlay	(600) Other Objects	(700) Non-Capitalized Equipment	(800) Termination Benefits	(900) Total
3	10 - EDUCATIONAL FUND (ED)										
4	INSTRUCTION (ED)										
5	Regular Programs	1100	4,859,700	505,600	35,235	248,055	52,000	228,500	0	0	5,929,090
6	Tuition Payment to Charter Schools	1115			0						0
7	Pre-K Programs	1125	0	0	0	0	0	0	0	0	0
8	Special Education Programs (Functions 1200 - 1220)	1200	1,153,100	79,260	1,300	5,550	1,545	0	0	0	1,240,755
9	Special Education Programs Pre-K	1225	67,268	8,540	0	1,150	0	0	0	0	76,958
10	Remedial and Supplemental Programs K-12	1250	0	8,725	14,100	2,300	13,000	0	0	0	38,125
11	Remedial and Supplemental Programs Pre-K	1275	0	0	0	0	0	0	0	0	0
12	Adult/Continuing Education Programs	1300	0	0	0	0	0	0	0	0	0
13	CTE Programs	1400	0	0	0	0	0	0	0	0	0
14	Interscholastic Programs	1500	61,800	750	0	500	0	10,000	0	0	73,050
15	Summer School Programs	1600	20,000	300	0	1,000	0	0	0	0	21,300
16	Gifted Programs	1650	15,000	200	0	0	0	0	0	0	15,200
17	Driver's Education Programs	1700	0	0	0	0	0	0	0	0	0
18	Bilingual Programs	1800	3,000	50	4,829	9,493	0	0	0	0	17,372
19	Truant Alternative & Optional Programs	1900	0	0	0	0	0	0	0	0	0
20	Pre-K Programs - Private Tuition	1910						0			0
21	Regular K-12 Programs Private Tuition	1911						0			0
22	Special Education Programs K-12 Private Tuition	1912						0			0
23	Special Education Programs Pre-K Tuition	1913						0			0
24	Remedial/Supplemental Programs K-12 Private Tuition	1914						0			0
25	Remedial/Supplemental Programs Pre-K Private Tuition	1915						0			0
26	Adult/Continuing Education Programs Private Tuition	1916						0			0
27	CTE Programs Private Tuition	1917						0			0
28	Interscholastic Programs Private Tuition	1918						0			0
29	Summer School Programs Private Tuition	1919						0			0
30	Gifted Programs Private Tuition	1920						0			0
31	Bilingual Programs Private Tuition	1921						0			0
32	Truants Alternative/Opt Ed Programs Private Tuition	1922						0			0
33	Total Instruction14	1000	6,179,868	603,425	55,464	268,048	66,545	238,500	0	0	7,411,850
34	SUPPORT SERVICES (ED)										
35	Support Services - Pupil										
36	Attendance & Social Work Services	2110	192,000	18,120	0	1,440	0	0	0	0	211,560
37	Guidance Services	2120	0	0	0	0	0	0	0	0	0
38	Health Services	2130	82,800	7,780	3,500	3,000	0	0	0	0	97,080
39	Psychological Services	2140	90,000	8,140	100	1,545	0	0	0	0	99,785
40	Speech Pathology & Audiology Services	2150	141,000	16,725	100	1,545	0	0	0	0	159,370
41	Other Support Services - Pupils (Describe & Itemize)	2190	9,500	0	0	0	0	0	0	0	9,500
42	Total Support Services - Pupil	2100	515,300	50,765	3,700	7,530	0	0	0	0	577,295
43	Support Services - Instructional Staff										
44	Improvement of Instruction Services	2210	96,000	1,200	17,304	0	0	0	0	0	114,504
45	Educational Media Services	2220	341,750	38,310	5,000	57,250	33,000	0	0	0	475,310
46	Assessment & Testing	2230	0	0	16,000	0	0	0	0	0	16,000
47	Total Support Services - Instructional Staff	2200	437,750	39,510	38,304	57,250	33,000	0	0	0	605,814
48	Support Services - General Administration										
49	Board of Education Services	2310	4,250	0	127,060	10,200	0	15,500	0	0	157,010
50	Executive Administration Services	2320	261,800	30,700	8,500	5,000	2,500	7,000	0	0	315,500
51	Special Area Administration Services	2330	0	0	0	0	0	0	0	0	0
52	Tort Immunity Services	2360 - 2370	0	0	0	0	0	0	0	0	0
53	Total Support Services - General Administration	2300	266,050	30,700	135,560	15,200	2,500	22,500	0	0	472,510
54	Support Services - School Administration										
55	Office of the Principal Services	2410	556,100	67,670	12,900	3,000	0	3,000	0	0	642,670
56	Other Support Services - School Administration (Describe & Itemize)	2490	0	0	0	0	0	0	0	0	0
57	Total Support Services - School Administration	2400	556,100	67,670	12,900	3,000	0	3,000	0	0	642,670

1	A	B	C	D	E	F	G	H	I	J	K
2	Description	Func #	(100) Salaries	(200) Employee Benefits	(300) Purchased Services	(400) Supplies & Materials	(500) Capital Outlay	(600) Other Objects	(700) Non-Capitalized Equipment	(800) Termination Benefits	(900) Total
58	Support Services - Business										
59	Direction of Business Support Services	2510	0	0	0	0	0	0	0	0	0
60	Fiscal Services	2520	130,000	41,575	47,600	43,000	500	1,250	0	0	263,925
61	Operation & Maintenance of Plant Services	2540	0	0	0	0	0	0	0	0	0
62	Pupil Transportation Services	2550	0	0	0	0	0	0	0	0	0
63	Food Services	2560	9,000	0	1,645	162,000	0	0	0	0	172,645
64	Internal Services	2570	0	0	0	0	0	0	0	0	0
65	Total Support Services - Business	2500	139,000	41,575	49,245	205,000	500	1,250	0	0	436,570
66	Support Services - Central										
67	Direction of Central Support Services	2610	0	0	0	0	0	0	0	0	0
68	Planning, Research, Development & Evaluation Services	2620	0	0	0	0	0	0	0	0	0
69	Information Services	2630	0	0	0	0	0	0	0	0	0
70	Staff Services	2640	0	0	0	0	0	0	0	0	0
71	Data Processing Services	2660	0	0	0	0	0	0	0	0	0
72	Total Support Services - Central	2600	0	0	0	0	0	0	0	0	0
73	Other Support Services (Describe & Itemize)	2900	0	0	0	0	0	0	0	0	0
74	Total Support Services	2000	1,914,200	230,220	239,709	287,980	36,000	26,750	0	0	2,734,859
75	COMMUNITY SERVICES (ED)	3000	168,000	6,825	0	16,500	2,000	0	0	0	193,325
76	PAYMENTS TO OTHER DISTRICTS & GOVT UNITS (ED)										
77	Payments to Other Govt Units (In-State)										
78	Payments for Regular Programs	4110			0			0			0
79	Payments for Special Education Programs	4120			0			0			0
80	Payments for Adult/Continuing Education Programs	4130			0			0			0
81	Payments for CTE Programs	4140			0			0			0
82	Payments for Community College Programs	4170			0			0			0
83	Other Payments to In-State Govt Units (Describe & Itemize)	4190			0			0			0
84	Total Payments to Districts and Other Govt Units (In-State)	4100			0			0			0
85	Payments for Regular Programs - Tuition	4210						0			0
86	Payments for Special Education Programs - Tuition	4220						263,000			263,000
87	Payments for Adult/Continuing Education Programs - Tuition	4230						0			0
88	Payments for CTE Programs - Tuition	4240						0			0
89	Payments for Community College Programs - Tuition	4270						0			0
90	Payments for Other Programs - Tuition	4280						0			0
91	Other Payments to In-State Govt Units (Describe & Itemize)	4290						0			0
92	Total Payments to Other Dist & Govt Units - Tuition (In State)	4200						263,000			263,000
93	Payments for Regular Programs - Transfers	4310						0			0
94	Payments for Special Education Programs - Transfers	4320						0			0
95	Payments for Adult/Continuing Ed Programs - Transfers	4330						0			0
96	Payments for CTE Programs - Transfers	4340						0			0
97	Payments for Community College Program - Transfers	4370						0			0
98	Payments for Other Programs - Transfers	4380						0			0
99	Other Payments to In-State Govt Units - Transfers (Describe & Itemize)	4390			0			0			0
100	Total Payments to Other District & Govt Units - Transfers (In State)	4300			0			0			0
101	Payments to Other District & Govt Units (Out of State)	4400			0			0			0
102	Total Payments to Other District & Govt Units	4000			0			263,000			263,000
103	DEBT SERVICE (ED)										
104	Debt Service - Interest on Short-Term Debt										
105	Tax Anticipation Warrants	5110						0			0
106	Tax Anticipation Notes	5120						0			0
107	Corporate Personal Property Repl Tax Anticipated Notes	5130						0			0
108	State Aid Anticipation Certificates	5140						0			0
109	Other Interest on Short-Term Debt (Describe & Itemize)	5150						0			0
110	Total Debt Service - Interest on Short-Term Debt	5100						0			0

	A	B	C	D	E	F	G	H	I	J	K
			(100)	(200)	(300)	(400)	(500)	(600)	(700)	(800)	(900)
1	Description	Funct #	Salaries	Employee Benefits	Purchased Services	Supplies & Materials	Capital Outlay	Other Objects	Non-Capitalized Equipment	Termination Benefits	Total
111	Debt Service - Interest on Long-Term Debt	5200						0			0
112	Total Debt Service	5000						0			0
113	PROVISION FOR CONTINGENCIES (ED)	6000						0			0
114	Total Direct Disbursements/Expenditures		8,262,068	840,470	295,173	572,528	104,545	528,250	0	0	10,603,034
115	Excess (Deficiency) of Receipts/Revenues Over Disbursements/Expenditures										149,626
116											
117	20 - OPERATIONS AND MAINTENANCE FUND (O&M)										
118	SUPPORT SERVICES (O&M)										
119	Support Services - Pupil										
120	Other Support Services - Pupils (Describe & Itemize)	2190	0	0	0	0	0	0	0	0	0
121	Support Services - Business										
122	Direction of Business Support Services	2510	0	0	0	0	0	0	0	0	0
123	Facilities Acquisition & Construction Services	2530	0	0	0	0	0	0	0	0	0
124	Operation & Maintenance of Plant Services	2540	335,000	61,400	229,830	320,000	139,220	2,500	0	0	1,087,950
125	Pupil Transportation Services	2550	0	0	0	0	0	0	0	0	0
126	Food Services	2560					0		0		0
127	Total Support Services - Business	2500	335,000	61,400	229,830	320,000	139,220	2,500	0	0	1,087,950
128	Other Support Services (Describe & Itemize)	2900	0	0	0	0	0	0	0	0	0
129	Total Support Services	2000	335,000	61,400	229,830	320,000	139,220	2,500	0	0	1,087,950
130	COMMUNITY SERVICES (O&M)	3000	0	0	0	0	0	0	0	0	0
131	PAYMENTS TO OTHER DISTRICTS & GOVT UNITS (O&M)										
132	Payments to Other Govt Units (In-State)										
133	Payments for Special Education Programs	4120			0			0			0
134	Payments for CTE Program	4140			0			0			0
135	Other Payments to In-State Govt Units (Describe & Itemize)	4190			0			0			0
136	Total Payments to Other Govt Units (In-State)	4100			0			0			0
137	Payments to Other Govt Units (Out of State) 14	4400						0			0
138	Total Payments to Other District and Govt Unit	4000			0			0			0
139	DEBT SERVICE (O&M)										
140	Debt Service - Interest on Short-Term Debt										
141	Tax Anticipation Warrants	5110						0			0
142	Tax Anticipation Notes	5120						0			0
143	Corporate Personal Prop Repl Tax Anticipated Notes	5130						0			0
144	State Aid Anticipation Certificates	5140						0			0
145	Other Interest on Short-Term Debt (Describe & Itemize)	5150						0			0
146	Total Debt Service - Interest on Short-Term Debt	5100						0			0
147	Debt Service - Interest on Long-Term Debt	5200						0			0
148	Total Debt Service	5000						0			0
149	PROVISION FOR CONTINGENCIES (O&M)	6000						0			0
150	Total Direct Disbursements/Expenditures		335,000	61,400	229,830	320,000	139,220	2,500	0	0	1,087,950
151	Excess (Deficiency) of Receipts/Revenues Over Disbursements/Expenditures										33,050
152											
153	30 - DEBT SERVICE FUND (DS)										
154	PAYMENTS TO OTHER DISTRICTS & GOVT UNITS (DS)	4000						0			0
155	DEBT SERVICE (DS)										
156	Debt Service - Interest on Short-Term Debt										
157	Tax Anticipation Warrants	5110						0			0
158	Tax Anticipation Notes	5120						0			0
159	Corporate Personal Prop Repl Tax Anticipation Notes	5130						0			0
160	State Aid Anticipation Certificates	5140						0			0
161	Other Interest on Short-Term Debt (Describe & Itemize)	5150						0			0
162	Total Debt Service - Interest On Short-Term Debt	5100						0			0

	A	B	C	D	E	F	G	H	I	J	K
			(100)	(200)	(300)	(400)	(500)	(600)	(700)	(800)	(900)
1	Description	Funct #	Salaries	Employee Benefits	Purchased Services	Supplies & Materials	Capital Outlay	Other Objects	Non-Capitalized Equipment	Termination Benefits	Total
163	Debt Service - Interest on Long-Term Debt	5200						72,543			72,543
164	Debt Service - Payments of Principal on Long-Term Debt 15 (Lease/Purchase Principal Retired)	5300						100,000			100,000
165	Debt Service Other (Describe & Itemize)	5400			0			0			0
166	Total Debt Service	5000			0			172,543			172,543
167	PROVISION FOR CONTINGENCIES (DS)	6000						0			0
168	Total Direct Disbursements/Expenditures				0			172,543			172,543
169	Excess (Deficiency) of Receipts/Revenues Over Disbursements/Expenditures										(172,543)
171	40 - TRANSPORTATION FUND (TR)										
172	SUPPORT SERVICES (TR)										
173	Support Services - Pupils										
174	Other Support Services - Pupils (Describe & Itemize)	2190	0	0	0	0	0	0	0	0	0
175	Support Services - Business										
176	Pupil Transportation Services	2550	292,250	6,800	152,060	51,000	188,000	500	0	0	690,610
177	Other Support Services (Describe & Itemize)	2900	0	0	0	0	0	0	0	0	0
178	Total Support Services	2000	292,250	6,800	152,060	51,000	188,000	500	0	0	690,610
179	COMMUNITY SERVICES (TR)	3000	0	0	0	0	0	0	0	0	0
180	PAYMENTS TO OTHER DISTRICTS & GOVT UNITS (TR)										
181	Payments to Other Govt Units (In-State)										
182	Payments for Regular Program	4110			0			0			0
183	Payments for Special Education Programs	4120			0			0			0
184	Payments for Adult/Continuing Education Programs	4130			0			0			0
185	Payments for CTE Programs	4140			0			0			0
186	Payments for Community College Programs	4170			0			0			0
187	Other Payments to In-State Govt Units (Describe & Itemize)	4190			0			0			0
188	Total Payments to Other Govt Units (In-State)	4100			0			0			0
189	Payments to Other Govt Units (Out-of-State) (Describe & Itemize)	4400			0			0			0
190	Total Payments to Other Districts & Govt Units	4000			0			0			0
191	DEBT SERVICE (TR)										
192	Debt Service - Interest on Short-Term Debt										
193	Tax Anticipation Warrants	5110						0			0
194	Tax Anticipation Notes	5120						0			0
195	Corporate Personal Prop Repl Tax Anticipation Notes	5130						0			0
196	State Aid Anticipation Certificates	5140						0			0
197	Other Interest on Short-Term Debt (Describe and Itemize)	5150						0			0
198	Total Debt Service - Interest On Short-Term Debt	5100						0			0
199	Debt Service - Interest on Long-Term Debt	5200						0			0
200	Debt Service - Payments of Principal on Long-Term Debt 15 (Lease/Purchase Principal Retired)	5300						0			0
201	Debt Service - Other (Describe and Itemize)	5400						0			0
202	Total Debt Service	5000						0			0
203	PROVISION FOR CONTINGENCIES (TR)	6000						0			0
204	Total Direct Disbursements/Expenditures		292,250	6,800	152,060	51,000	188,000	500	0	0	690,610
205	Excess (Deficiency) of Receipts/Revenues Over Disbursements/Expenditures										(151,885)
206											
207	50 - MUNICIPAL RETIREMENT/SOC SEC FUND (MR/SS)										
208	INSTRUCTION (MR/SS)										
209	Regular Program	1100		71,100							71,100
210	Pre-K Programs	1125		0							0
211	Special Education Programs (Functions 1200-1220)	1200		91,000							91,000
212	Special Education Programs Pre-K	1225		3,730							3,730
213	Remedial and Supplemental Programs K-12	1250		350							350
214	Remedial and Supplemental Programs Pre-K	1275		0							0
215	Adult/Continuing Education Programs	1300		0							0

1	A	B	C	D	E	F	G	H	I	J	K
2	Description	Funct #	(100) Salaries	(200) Employee Benefits	(300) Purchased Services	(400) Supplies & Materials	(500) Capital Outlay	(600) Other Objects	(700) Non-Capitalized Equipment	(800) Termination Benefits	(900) Total
216	CTE Programs	1400		0							0
217	Interscholastic Programs	1500		2,750							2,750
218	Summer School Programs	1600		620							620
219	Gifted Programs	1650		200							200
220	Driver's Education Programs	1700		0							0
221	Bilingual Programs	1800		45							45
222	Truant Alternative & Optional Programs	1900		0							0
223	Total Instruction	1000		169,795							169,795
224	SUPPORT SERVICES (MR/SS)										
225	Support Services - Pupil										
226	Attendance & Social Work Services	2110		2,700							2,700
227	Guidance Services	2120		0							0
228	Health Services	2130		1,200							1,200
229	Psychological Services	2140		1,300							1,300
230	Speech Pathology & Audiology Services	2150		2,100							2,100
231	Other Support Services - Pupils (Describe & Itemize)	2190		0							0
232	Total Support Services - Pupil	2100		7,300							7,300
233	Support Services - Instructional Staff										
234	Improvement of Instruction Services	2210		1,370							1,370
235	Educational Media Services	2220		30,300							30,300
236	Assessment & Testing	2230		0							0
237	Total Support Services - Instructional Staff	2200		31,670							31,670
238	Support Services - General Administration										
239	Board of Education Services	2310		825							825
240	Executive Administration Services	2320		14,900							14,900
241	Special Area Administrative Services	2330		0							0
242	Claims Paid from Self Insurance Fund	2361		0							0
243	Workers' Compensation or Workers' Occupation Disease Acts Payments	2362		0							0
244	Unemployment Insurance Payments	2363		0							0
245	Insurance Payments (regular or self-insurance)	2364		0							0
246	Risk Management and Claims Services Payments	2365		0							0
247	Judgment and Settlements	2366		0							0
248	Educational, Inspectional, Supervisory Services Related to Loss Prevention or Reduction	2367		0							0
249	Reciprocal Insurance Payments	2368		0							0
250	Legal Service	2369		0							0
251	Total Support Services - General Administration	2300		15,725							15,725
252	Support Services - School Administration										
253	Office of the Principal Services	2410		38,650							38,650
254	Other Support Services - School Administration (Describe & Itemize)	2490		0							0
255	Total Support Services - School Administration	2400		38,650							38,650
256	Support Services - Business										
257	Direction of Business Support Services	2510		0							0
258	Fiscal Services	2520		25,200							25,200
259	Facilities Acquisition & Construction Services	2530		0							0
260	Operation & Maintenance of Plant Service	2540		55,500							55,500
261	Pupil Transportation Services	2550		56,000							56,000
262	Food Services	2560		750							750
263	Internal Services	2570		0							0
264	Total Support Services - Business	2500		137,450							137,450

	A	B	C	D	E	F	G	H	I	J	K
			(100)	(200)	(300)	(400)	(500)	(600)	(700)	(800)	(900)
1	Description	Funct #	Salaries	Employee Benefits	Purchased Services	Supplies & Materials	Capital Outlay	Other Objects	Non-Capitalized Equipment	Termination Benefits	Total
265	Support Services - Central										
266	Direction of Central Support Services	2610		0							0
267	Planning, Research, Development & Evaluation Services	2620		0							0
268	Information Services	2630		0							0
269	Staff Services	2640		0							0
270	Data Processing Services	2660		7,000							7,000
271	Total Support Services - Central	2600		7,000							7,000
272	Other Support Services (Describe & Itemize)	2900		0							0
273	Total Support Services	2000		237,795							237,795
274	COMMUNITY SERVICES (MR/SS)	3000		29,750							29,750
275	PAYMENTS TO OTHER DISTRICTS & GOVT UNITS (MR/SS)										
276	Payments for Special Education Programs	4120		0							0
277	Payments for CTE Programs	4140		0							0
278	Total Payments to Other Districts & Govt Units	4000		0							0
279	DEBT SERVICE (MR/SS)										
280	Debt Service - Interest on Short-Term Debt										
281	Tax Anticipation Warrants	5110						0			0
282	Tax Anticipation Notes	5120						0			0
283	Corporate Personal Prop Repl Tax Anticipation Notes	5130						0			0
284	State Aid Anticipation Certificates	5140						0			0
285	Other (Describe & Itemize)	5150						0			0
286	Total Debt Service	5000						0			0
287	PROVISION FOR CONTINGENCIES (MR/SS)	6000						0			0
288	Total Direct Disbursements/Expenditures			437,340				0			437,340
289	Excess (Deficiency) of Receipts/Revenues Over Disbursements/Expenditures										(9,740)
290											
291	60 - CAPITAL PROJECTS (CP)										
292	SUPPORT SERVICES (CP)										
293	Support Services - Business										
294	Facilities Acquisition & Construction Services	2530	0	0	0	0	0	0	0		0
295	Other Support Services (Describe & Itemize)	2900	0	0	0	0	0	0	0		0
296	Total Support Services	2000	0	0	0	0	0	0	0		0
297	PAYMENTS TO OTHER DISTRICTS & GOVT UNITS (CP)										
298	Payments to Other Govt Units (In-State)										
299	Payments to Other Govt Units (In-State)	4100			0			0			0
300	Payment for Special Education Programs	4120			0			0			0
301	Payment for CTE Programs	4140			0			0			0
302	Other Payments to In-State Governmental Units (Describe & Itemize)	4190			0			0			0
303	Total Payments to Other Districts & Govt Units	4000			0			0			0
304	PROVISION FOR CONTINGENCIES (CP)	6000						0			0
305	Total Direct Disbursements/Expenditures		0	0	0	0	0	0	0		0
306	Excess (Deficiency) of Receipts/Revenues Over Disbursements/Expenditures										0
307											
308	70 WORKING CASH FUND (WC)										
309											
310	80 - TORT FUND (TF)										
311	SUPPORT SERVICES - GENERAL ADMINISTRATION										
312	Claims Paid from Self Insurance Fund	2361	0	0	0	0	0	0	0		0
313	Workers' Compensation or Workers' Occupational Disease Act Payments	2362	0	0	0	0	0	0	0		0
314	Unemployment Insurance Payments	2363	0	0	0	0	0	0	0		0
315	Insurance Payments (regular or self-insurance)	2364	0	0	0	0	0	0	0		0
316	Risk Management and Claims Services Payments	2365	0	0	0	0	0	0	0		0
317	Judgment and Settlements	2366	0	0	0	0	0	0	0		0

1	A	B	C	D	E	F	G	H	I	J	K
2	Description	Funct #	(100) Salaries	(200) Employee Benefits	(300) Purchased Services	(400) Supplies & Materials	(500) Capital Outlay	(600) Other Objects	(700) Non-Capitalized Equipment	(800) Termination Benefits	(900) Total
318	Educational, Inspectional, Supervisory Services Related to Loss Prevention or Reduction	2367	0	0	0	0	0	0	0		0
319	Reciprocal Insurance Payments	2368	0	0	0	0	0	0	0		0
320	Legal Service	2369	0	0	0	0	0	0	0		0
321	Property Insurance (Building & Grounds)	2371	0	0	0	0	0	0	0		0
322	Vehicle Insurance (Transportation)	2372	0	0	0	0	0	0	0		0
323	Total Support Services - General Administration	2000	0	0	0	0	0	0	0		0
324	DEBT SERVICE (TF)										
325	Debt Service - Interest on Short-Term Debt										
326	Tax Anticipation Warrants	5110						0			0
327	Corporate Personal Property Replacement Tax Anticipation Notes	5130						0			0
328	Other Interest on Short-Term Debt (Describe & Itemize)	5150						0			0
329	Total Debt Service	5000						0			0
330	PROVISION FOR CONTINGENCIES (TF)	6000						0			0
331	Total Direct Disbursements/Expenditures		0	0	0	0	0	0	0		0
332	Excess (Deficiency) of Receipts/Revenues Over Disbursements/Expenditures										0
333											
334	90 - FIRE PREVENTION & SAFETY FUND (FP&S)										
335	SUPPORT SERVICES (FP&S)										
336	Support Services - Business										
337	Facilities Acquisition & Construction Services	2530	0	0	0	0	0	0	0		0
338	Operation & Maintenance of Plant Service	2540	0	0	0	0	0	0	0		0
339	Total Support Services - Business	2500	0	0	0	0	0	0	0		0
340	Other Support Services (Describe & Itemize)	2900	0	0	0	0	0	0	0		0
341	Total Support Services	2000	0	0	0	0	0	0	0		0
342	PAYMENTS TO OTHER DISTRICTS & GOVT UNITS (FP&S)										
343	Other Payments to In-State Govt Units (Describe & Itemize)	4190						0			0
344	Total Payments to Other Districts & Govt Units (FPS)	4000						0			0
345	DEBT SERVICE (FP&S)										
346	Debt Service - Interest on Short-Term Debt										
347	Tax Anticipation Warrants	5110						0			0
348	Other Interest on Short-Term Debt (Describe & Itemize)	5150						0			0
349	Total Debt Service - Interest on Short-Term Debt	5100						0			0
350	Debt Service - Interest on Long-Term Debt	5200						0			0
351	Debt Service - Payments of Principal on Long-Term Debt 15 (Lease/Purchase Principal Retired)	5300						0			0
352	Total Debt Service	5000						0			0
353	PROVISIONS FOR CONTINGENCIES (FP&S)	6000						0			0
354	Total Direct Disbursements/Expenditures		0	0	0	0	0	0	0		0
355	Excess (Deficiency) of Receipts/Revenues Over Disbursements/Expenditures										0

This page is provided for detailed itemizations as requested within the body of the Report.

- 1.
- 2.
- 3.
- 4.

	A	B	C	D	E	F
1						
2	Center Cass SD 66 19-022-0660-02					
3	DEFICIT BUDGET SUMMARY INFORMATION - Operating Funds Only					
4		EDUCATIONAL	OPERATIONS & MAINTENANCE	TRANSPORTATION	WORKING CASH	TOTAL
5	Direct Revenues	10,752,660	1,121,000	538,725	144,000	12,556,384
6	Direct Expenditures	10,603,034	1,087,950	690,610		12,381,594
7	Difference	149,626	33,050	(151,885)	144,000	174,790
8	Estimated Fund Balance - June 30, 2016	3,874,981	1,103,715	291,696	2,780,247	8,050,638
9	Balanced budget, no deficit reduction plan is required.					
10						
11						
12	<i>A deficit reduction plan is required if the local board of education adopts (or amends) the 2015-16 school district budget in which the "operating funds" listed above result in direct revenues (line 9) being less than direct expenditures (line 19) by an amount equal to or greater than one-third (1/3) of the ending fund balance (line 81).</i>					
13	Note: The balance is determined using only the four funds listed above. That is, if the estimated ending fund balance is less than three times the deficit spending, the district must adopt and file with ISBE a deficit reduction plan to balance the shortfall within three years.					
14	<i>The School Code, Section 17-1 (105 ILCS 5/17-1) - If the 2014-2015 Annual Financial Report (AFR) reflects a deficit as defined above (page 36), then the school district shall adopt and submit a deficit reduction plan (found here on page 20-24) to ISBE within 30 days after acceptance of the AFR.</i>					
15	<i>The deficit reduction plan, if required, is developed using ISBE guidelines and format.</i>					

**ILLINOIS STATE BOARD OF EDUCATION
SCHOOL BUSINESS SERVICES DIVISION**

	A	B	C	D	E	F	G
1			DEFICIT REDUCTION PLAN				
2			ESTIMATED BUDGET				
3	Center Cass SD 66 19-022-0660-02		FY2015-16				
4	<i>District Number</i>						
5							
6			Educational Fund	Operations & Maintenance Fund	Transportation Fund	Working Cash Fund	Total
7	ESTIMATED BEGINNING FUND BALANCE (must equal prior Ending Fund Balance)		3,725,355	1,193,604	443,581	2,636,247	7,998,787
8	RECEIPTS/REVENUES		Acct No.				
9	LOCAL SOURCES		1000	9,650,000	1,121,000	381,000	144,000
10	FLOW-THROUGH RECEIPTS/REVENUES FROM ONE DISTRICT TO ANOTHER DISTRICT		2000	0	0	0	0
11	STATE SOURCES		3000	733,166	0	157,725	0
12	FEDERAL SOURCES		4000	369,494	0	0	0
13	Total Receipts/Revenues			10,752,660	1,121,000	538,725	144,000
14	DISBURSEMENTS/EXPENDITURES		Funct No.				
15	INSTRUCTION		1000	7,411,850			7,411,850
16	SUPPORT SERVICES		2000	2,734,859	1,087,950	690,610	4,513,419
17	COMMUNITY SERVICES		3000	193,325	0	0	193,325
18	PAYMENTS TO OTHER DISTRICTS & GOVT. UNITS		4000	263,000	0	0	263,000
19	DEBT SERVICES		5000	0	0	0	0
20	PROVISION FOR CONTINGENCIES		6000	0	0	0	0
21	Total Disbursements/Expenditures			10,603,034	1,087,950	690,610	12,381,594
22	Excess of Receipts/Revenue Over/(Under) Disbursements/Expenditures			149,626	33,050	(151,885)	144,000
23	OTHER SOURCES/USES OF FUNDS						
24	OTHER SOURCES OF FUNDS (7000)			0	49,604	0	0
25	OTHER USES OF FUNDS (8000)			0	172,543	0	0
26	TOTAL OTHER SOURCES/USES OF FUNDS			0	(122,939)	0	0
27	ESTIMATED ENDING FUND BALANCE			3,874,981	1,103,715	291,696	2,780,247
				8,050,638			

ILLINOIS STATE BOARD OF EDUCATION
SCHOOL BUSINESS SERVICES DIVISION

	A	B	H	I	J	K	L
1			ESTIMATED BUDGET FY2016-17				
2							
3	Center Cass SD 66	19-022-0660-02					
4	<i>District Number</i>						
5							
6			Educational Fund	Operations & Maintenance Fund	Transportation Fund	Working Cash Fund	Total
7	ESTIMATED BEGINNING FUND BALANCE (must equal prior Ending Fund Balance)		3,874,981	1,103,715	291,696	2,780,247	8,050,638
8	RECEIPTS/REVENUES	Acct No.					
9	LOCAL SOURCES	1000					0
10	FLOW-THROUGH RECEIPTS/REVENUES FROM ONE DISTRICT TO ANOTHER DISTRICT	2000					0
11	STATE SOURCES	3000					0
12	FEDERAL SOURCES	4000					0
13	Total Receipts/Revenues		0	0	0	0	0
14	DISBURSEMENTS/EXPENDITURES	Funct No.					
15	INSTRUCTION	1000					0
16	SUPPORT SERVICES	2000					0
17	COMMUNITY SERVICES	3000					0
18	PAYMENTS TO OTHER DISTRICTS & GOVT. UNITS	4000					0
19	DEBT SERVICES	5000					0
20	PROVISION FOR CONTINGENCIES	6000					0
21	Total Disbursements/Expenditures		0	0	0		0
22	Excess of Receipts/Revenue Over/(Under) Disbursements/Expenditures		0	0	0	0	0
23	OTHER SOURCES/USES OF FUNDS						
24	OTHER SOURCES OF FUNDS (7000)						0
25	OTHER USES OF FUNDS (8000)						0
26	TOTAL OTHER SOURCES/USES OF FUNDS		0	0	0	0	0
27	ESTIMATED ENDING FUND BALANCE		3,874,981	1,103,715	291,696	2,780,247	8,050,638

ILLINOIS STATE BOARD OF EDUCATION
SCHOOL BUSINESS SERVICES DIVISION

	A	B	M	N	O	P	Q
1			ESTIMATED BUDGET FY2017-18				
2							
3	Center Cass SD 66	19-022-0660-02					
4	<i>District Number</i>						
5							
6			Educational Fund	Operations & Maintenance Fund	Transportation Fund	Working Cash Fund	Total
7	ESTIMATED BEGINNING FUND BALANCE (must equal prior Ending Fund Balance)		3,874,981	1,103,715	291,696	2,780,247	8,050,638
8	RECEIPTS/REVENUES	Acct No.					
9	LOCAL SOURCES	1000					0
10	FLOW-THROUGH RECEIPTS/REVENUES FROM ONE DISTRICT TO ANOTHER DISTRICT	2000					0
11	STATE SOURCES	3000					0
12	FEDERAL SOURCES	4000					0
13	Total Receipts/Revenues		0	0	0	0	0
14	DISBURSEMENTS/EXPENDITURES	Funct No.					
15	INSTRUCTION	1000					0
16	SUPPORT SERVICES	2000					0
17	COMMUNITY SERVICES	3000					0
18	PAYMENTS TO OTHER DISTRICTS & GOVT. UNITS	4000					0
19	DEBT SERVICES	5000					0
20	PROVISION FOR CONTINGENCIES	6000					0
21	Total Disbursements/Expenditures		0	0	0		0
22	Excess of Receipts/Revenue Over/(Under) Disbursements/Expenditures		0	0	0	0	0
23	OTHER SOURCES/USES OF FUNDS						
24	OTHER SOURCES OF FUNDS (7000)						0
25	OTHER USES OF FUNDS (8000)						0
26	TOTAL OTHER SOURCES/USES OF FUNDS		0	0	0	0	0
27	ESTIMATED ENDING FUND BALANCE		3,874,981	1,103,715	291,696	2,780,247	8,050,638

ILLINOIS STATE BOARD OF EDUCATION
SCHOOL BUSINESS SERVICES DIVISION

	A	B	R	S	T	U	V
1			ESTIMATED BUDGET FY2018-19				
2							
3	Center Cass SD 66	19-022-0660-02					
4	<i>District Number</i>						
5							
6			Educational Fund	Operations & Maintenance Fund	Transportation Fund	Working Cash Fund	Total
7	ESTIMATED BEGINNING FUND BALANCE (must equal prior Ending Fund Balance)		3,874,981	1,103,715	291,696	2,780,247	8,050,638
8	RECEIPTS/REVENUES	Acct No.					
9	LOCAL SOURCES	1000					0
10	FLOW-THROUGH RECEIPTS/REVENUES FROM ONE DISTRICT TO ANOTHER DISTRICT	2000					0
11	STATE SOURCES	3000					0
12	FEDERAL SOURCES	4000					0
13	Total Receipts/Revenues		0	0	0	0	0
14	DISBURSEMENTS/EXPENDITURES	Funct No.					
15	INSTRUCTION	1000					0
16	SUPPORT SERVICES	2000					0
17	COMMUNITY SERVICES	3000					0
18	PAYMENTS TO OTHER DISTRICTS & GOVT. UNITS	4000					0
19	DEBT SERVICES	5000					0
20	PROVISION FOR CONTINGENCIES	6000					0
21	Total Disbursements/Expenditures		0	0	0		0
22	Excess of Receipts/Revenue Over/(Under) Disbursements/Expenditures		0	0	0	0	0
23	OTHER SOURCES/USES OF FUNDS						
24	OTHER SOURCES OF FUNDS (7000)						0
25	OTHER USES OF FUNDS (8000)						0
26	TOTAL OTHER SOURCES/USES OF FUNDS		0	0	0	0	0
27	ESTIMATED ENDING FUND BALANCE		3,874,981	1,103,715	291,696	2,780,247	8,050,638

**ILLINOIS STATE BOARD OF EDUCATION
SCHOOL BUSINESS SERVICES DIVISION**

	A	B	W	X	Y	Z
1			SUMMARY			
2			BUDGET ADDENDUM - DEFICIT REDUCTION PLAN			
3	Center Cass SD 66	19-022-0660-02	ESTIMATED BUDGET			
4	<i>District Number</i>		<i>Date of Adoption:</i>			
5			<i>(Enter as MM/DD/YY)</i>			
6			FY2015-16	FY2016-17	FY2017-18	FY2018-19
7	ESTIMATED BEGINNING FUND BALANCE (must equal prior Ending Fund Balance)		7,998,787	8,050,638	8,050,638	8,050,638
8	RECEIPTS/REVENUES		Acct No.			
9	LOCAL SOURCES		1000	11,296,000	0	0
10	FLOW-THROUGH RECEIPTS/REVENUES FROM ONE DISTRICT TO ANOTHER DISTRICT		2000	0	0	0
11	STATE SOURCES		3000	890,890	0	0
12	FEDERAL SOURCES		4000	369,494	0	0
13	Total Receipts/Revenues			12,556,384	0	0
14	DISBURSEMENTS/EXPENDITURES		Funct No.			
15	INSTRUCTION		1000	7,411,850	0	0
16	SUPPORT SERVICES		2000	4,513,419	0	0
17	COMMUNITY SERVICES		3000	193,325	0	0
18	PAYMENTS TO OTHER DISTRICTS & GOVT. UNITS		4000	263,000	0	0
19	DEBT SERVICES		5000	0	0	0
20	PROVISION FOR CONTINGENCIES		6000	0	0	0
21	Total Disbursements/Expenditures			12,381,594	0	0
22	Excess of Receipts/Revenue Over/(Under) Disbursements/Expenditures			174,790	0	0
23	OTHER SOURCES/USES OF FUNDS					
24	OTHER SOURCES OF FUNDS (7000)			49,604	0	0
25	OTHER USES OF FUNDS (8000)			172,543	0	0
26	TOTAL OTHER SOURCES/USES OF FUNDS			(122,939)	0	0
27	ESTIMATED ENDING FUND BALANCE			8,050,638	8,050,638	8,050,638

Deficit Reduction Plan-Background/Assumptions
Fiscal Year 2016 through Fiscal Year 2019

Center Cass SD 66 **19-022-0660-02**

Please complete the following schedule and include a brief description to identify any areas of the budget that will be impacted from one year to the next. If the deficit reduction plan relies upon new local revenues, identify contingencies for further budget reductions which will be enacted in the event those new revenues are not available. For additional information, please see:

<http://www.isbe.net/sfms/budget/default.htm>

1. Background and Narrative of Budget Reductions:

2. Assumptions Used in the Deficit Reduction Plan:

- **Foundation Levels for General State Aid:**

- **Equal Assessed Valuation and Tax Rates:**

- **Employee Salaries and Benefits:**

- Short and Long Term Borrowing:

- Educational Impact:

- Other Assumptions:

- Has the district considered shared services or outsourcing (Ex: Transportation, Insurance) If yes please explain:

ESTIMATED LIMITATION OF ADMINISTRATIVE COSTS

(For Local Use Only)

This is an estimated Limitation of Administrative Costs Worksheet only and will not be accepted for Official Submission of the Limitation of Administrative Costs Worksheet.

The worksheet is intended for use during the budgeting process to estimate the district's percent increase of FY2016 budgeted expenditures over FY2015 actual expenditures. Budget information is copied to this page. Insert the prior year estimated actual expenditures to compute the estimated percentage increase (decrease).

The official Limitation of Administrative Costs Worksheet is attached to the end of the Annual Financial Report (ISBE Form 50-35) and may be submitted in conjunction with that report.

An official Limitation of Administrative Costs Worksheet can also be found on the ISBE website at:

[Limitation of Administrative Costs](#)

ESTIMATED LIMITATION OF ADMINISTRATIVE COSTS WORKSHEET (Section 17-1.5 of the School Code)
--

School District Name: Center Cass SD 66
 RCDT Number: 19-022-0660-02

Description	Funct. No.	Estimated Actual Expenditures, Fiscal Year 2015			Budgeted Expenditures, Fiscal Year 2016		
		(10) Educational	(20) Operations & Maintenance	Total	(10) Educational	(20) Operations & Maintenance	Total
1. Executive Administration Services	2320	301,040		301,040	315,500		315,500
2. Special Area Administration Services	2330			0	0		0
3. Other Support Services - School Administration	2490			0	0		0
4. Direction of Business Support Services	2510			0	0	0	0
5. Internal Services	2570			0	0		0
6. Direction of Central Support Services	2610			0	0		0
7. Deduct - Early Retirement or other pension obligations required by state law and include above				0			0
8. Totals		301,040	0	301,040	315,500	0	315,500
9. Estimated Percent Increase (Decrease) for FY2016 (Budgeted) over FY2015 (Actual)							5%

REPORTING OF PUBLIC VENDOR CONTRACTS OF \$1,000 OR MORE

Center Cass SD 66 19-022-0660-02

In accordance with the School Code, Section 10-20.21, all school districts are required to file a report listing 'vendor contracts' as an attachment to their budget. In this context, the term "vendor contracts" refers to "all contracts and agreements that pertain to goods and services that were intended to generate additional revenue and other remunerations for the school district in excess of \$1,000, including without limitation vending machine contracts, sports and other attire, class rings, and photographic services. The report is to list information regarding such contracts for the fiscal year immediately preceding the fiscal year of the budget. All such contracts executed on or after July 1, 2007 must be approved by the school board.

[See: School Code, Section 10-20.21 - Contracts](#)

(Sheet is unprotected and can be re-formatted as needed, but must be used for submission)

Name of Vendor	Product or Service Provided	Net Revenue	Non-Monetary Remuneration	Purpose of Proceeds	Distribution Method and Recipient of Non-Monetary Remunerations Distributed

Reference Description

- ¹ Each fund balance should correspond to the fund balance reflected on the books as of June 30th - Balance Sheet Accounts #720 and #730 (audit figures, if available).
- ² Accounting and Financial Reporting for Certain Grants and Other Financial Assistance. The "On-Behalf" Payments should only be reflected on this page (Budget Summary, Lines 10 and 20).
- ³ Requires the secretary of the school board to notify the county clerk (within 30 days of the transfer approval) to abate an equal amount of taxes to be next extended. See Sec. 10-22.14 & 17-2.11.
- ^{3a} Requires notification to the county clerk to abate an equal amount from taxes next extended. See section 10-22.14
- ⁴ Principal on Bonds Sold:
 - (1) Funding Bonds are to be entered in the fund or funds in which the liability occurs.
 - (2) Refunding Bonds can be entered in the Debt Services Fund only.
 - (3) Building Bonds can be entered in the Capital Projects Fund only.
 - (4) Fire Prevention and Safety Bonds can be entered in the Fire Prevention & Safety Fund only.
- ⁵ The proceeds from the sale of school sites, buildings, or other real estate shall be used first to pay the principal and interest on any outstanding bonds on the property being sold, and after all such bonds have been retired, the remaining proceeds from the sale next shall be used by the school board to meet any urgent district needs as determined under Sections 2-3.12 and 17-2.11 of the School Code. Once these issues have been addressed, any remaining proceeds may be used for any other authorized purpose and for deposit into any district fund.
- ⁶ The School Code, Section 10-22.44 prohibits the transfer of interest earned on the investment of "any funds for purposes of Illinois Municipal Retirement under the Pension Code." This prohibition does not include funds for Social Security and Medicare-only purposes. For additional requirements on interest earnings, see 23 Illinois Administrative Code, Part 100, Section 100.50.
- ⁷ Cash plus investments must be greater than or equal to zero.
- ⁸ For cash basis budgets, this total will equal the Budget Summary - Total Direct Receipts/Revenues (Line 9) plus Total Other Sources of Funds (Line 46).
- ⁹ For cash basis budgets, this total will equal the Budget Summary - Total Direct Disbursements/Expenditures (Line 19) plus Total Other Uses of Funds (Line 79).
- ¹⁰ Working Cash Fund loans may be made to any district fund for which taxes are levied (Section 20-5 of the School Code).
- ¹¹ Include revenue accounts 1110 through 1115, 1117,1118 & 1120.
- ¹² The School Code Section 17-2.2c. Tax for leasing educational facilities or computer technology or both, and for temporary relocation expense purposes.
- ¹³ Corporate personal property replacement tax revenue must be first applied to the Municipal Retirement/Social Security Fund to replace tax revenue lost due to the abolition of the corporate personal property tax (30 ILCS 115/12). This provision does not apply to taxes levied for Medicare-Only purposes.
- ¹⁴ Only tuition payments made to private facilities. See Functions 4200 or 4400 for estimated public facility disbursements/expenditures.
- ¹⁵ Payment towards the retirement of lease/purchase agreements or bonded/other indebtedness (principal only) otherwise reported within the fund - e.g.: alternate revenue bonds. (Describe & Itemize)
- ¹⁶ Only abolishment of Working Cash Fund must transfer its funds directly to the Educational Fund upon adoption of a resolution and at the close of the current school Year (see 105 ILCS 5/20-8 for further explanation)
Only abatement of working cash fund can transfer its funds to any fund in most need of money (see 105 ILCS 5/20-10 for further explanation)

CHECK FOR ERRORS	
<p>This worksheet checks various cells to assure that selected items are in balance.</p> <p>Out-of-balance conditions are accompanied by an error message.</p> <p>Errors must be corrected before the budget is finalized and submitted to ISBE.</p>	
Budget Item References	Message
Is Deficit Reduction Plan Required?	Congratulations! You have a balanced budget.
If required, is Deficit Reduction Plan Completed (Page: DefReductPlan 20-24)?	
1. Cover Page - CASH or ACCRUAL	
Check one type of Accounting Basis used on the Cover sheet.	CASH
2. Budget Summary: Other Sources (Page BudgetSum 2-3 - Acct 7000), must equal Other Uses (BudgetSum 2-3 - Acct. 8000).	
Estimated Beginning Fund Balance July,1 2015 for all Funds (Cells C3 - K3)(Line must have a number or zero)	OK
Transfer Among Funds (Funds 10, 20, 40 - Acct 7130 - Cells C29, D29, F29), must equal (Funds 10, 20 & 40 - Acct 8130 - Cells C52, D52, F52).	OK
Transfer of Interest (Funds 10 thru 90 - Acct 7140 - Cells C30:K30), must equal (Funds 10 thru 60, & 80 - Acct 8140 - Cells C53:H53, J53).	OK
Transfer to Debt Service to Pay Principal on Capital Leases (Fund 30 - Acct 7400 - Cell E39) must equal (Funds 10, 20 & 60 - Acct 8400 Cells C57:H60).	OK
Transfer to Debt Service to Pay Interest on Capital Leases (Fund 30 - Acct 7500 - Cell E40) must equal (Funds 10, 20 & 60 - Acct 8500 - Cells C61:H64).	OK
Transfer to Debt Service Fund to Pay Principal on Revenue Bonds (Fund 30 - Acct 7600 - Cell E41) must equal (Funds 10 & 20 - Acct 8600 - Cells C65:D68).	OK
Transfer to Debt Service to Pay Interest on Revenue Bonds (Fund 30 - Acct 7700 - Cell E42) must equal (Funds 10 & 20 - Acct 8700 - Cells C69:D72).	OK
Transfer to Capital Projects Fund (Fund 60 - Acct 7800 - Cell H43) must equal (Fund 10 & 20, Acct 8800 - Cells C73:D76).	OK
3. Summary of Cash Transactions: Beginning Cash Balance on Hand July 1, 2015, (CashSum 4, All Funds), cannot be negative.	
Educational (Fund 10 - Cell C3)	OK
Operations & Maintenance (Fund 20 - Cell D3)	OK
Debt Service (Fund 30 - Cell E3)	OK
Transportation (Fund 40 - Cell F3)	OK
Municipal Retirement/Social Security (Fund 50 - Cell G3)	OK
Capital Projects (Fund 60 - Cell H3)	OK
Working Cash (Fund 70 - Cell I3)	OK
Tort (Fund 80 - Cell J3)	OK
Fire Prevention & Safety (Fund 90 - Cell K3)	OK
4. Summary of Cash Transactions: Ending Cash Balance on Hand June 30, 2016, (Page CashSum 4 - All Funds), cannot be negative.	
Educational (Fund 10 - Cell C21)	OK
Operations & Maintenance (Fund 20 - Cell D21)	OK
Debt Service (Fund 30 - Cell E21)	OK
Transportation (Fund 40 - F21)	OK
Municipal Retirement/Social Security (Fund 50 - Cell G21)	OK
Capital Projects (Fund 60 - H21)	OK
Working Cash (Fund 70 - Cell I21)	OK
Tort (Fund 80 - Cell J21)	OK
Fire Prevention & Safety (Fund 90 - Cell K21)	OK
5. Summary of Cash Transactions: Other Receipts, (Page CashSum 4), must equal Other Disbursements, (Page CashSum 4).	
Interfund Loans Payable (Funds 10:60, 80, 90 - Acct 411 - Cells C6:H6, J6:K6) must equal Interfund Loans Receivable (Funds 10:20, 40, 70 - Acct 141 - Cells C15:D15, F15, I15).	OK
Interfund Loans Receivable (Funds 10, 20, 40 & 70 - Acct 141 - Cells C7:D7, F7, I7) must equal Interfund Loans Payable (Funds 10:60, 80, 90 - Acct 411 - Cells C16:H16, J16, K16).	OK

End of Balancing