

Due to ROE on October 15th
 Due to ISBE on November 15th
 SD/JA14

ILLINOIS STATE BOARD OF EDUCATION
 School Business Services Division
 100 North First Street, Springfield, Illinois 62777-0001
 217/785-8779

**Illinois School District/Joint Agreement
 Annual Financial Report ***
June 30, 2014

School District
 Joint Agreement

<p align="center"><u>School District/Joint Agreement Information</u> (See instructions on inside of this page.)</p>		<p align="center"><u>Accounting Basis:</u></p> <p><input checked="" type="checkbox"/> CASH <input type="checkbox"/> ACCRUAL</p>		<p align="center"><u>Certified Public Accountant Information</u></p>		
School District/Joint Agreement Number: 19-022-0660-02		<p align="center"><u>Filing Status:</u> <u>Submit electronic AFR directly to ISBE</u></p> <p align="center">Click on the Link to Submit: Send ISBE a File</p> <p align="center">0</p>		Name of Auditing Firm: Knutte & Associates, P.C.		
County Name: DuPage County				Name of Audit Manager: David Knutte		
Name of School District/Joint Agreement: Center Cass School District No. 66				Address: 7900 South Cass Avenue		
Address: 699 Plainfield Road				City: Darien	State: IL	Zip Code: 60561
City: Downers Grove				Phone Number: 630-960-3317		Fax Number: 630-960-9960
Email Address: ctedeschi@ccsd66.org				IL License Number: 060-005206		Expiration Date: 1/1/2015
Zip Code: 60516				Email Address: davek@knutte.com		
<p align="center"><u>Annual Financial Report</u> Type of Auditor's Report Issued:</p> <p><input checked="" type="checkbox"/> Qualified <input type="checkbox"/> Unqualified <input type="checkbox"/> Adverse <input type="checkbox"/> Disclaimer</p>		<p align="center"><u>A-133 Single Audit Status:</u></p> <p><input type="checkbox"/> YES <input checked="" type="checkbox"/> NO Are Federal expenditures greater than \$500,000? <input type="checkbox"/> YES <input checked="" type="checkbox"/> NO Is all A-133 Single Audit Information completed and attached? <input type="checkbox"/> YES <input checked="" type="checkbox"/> NO Were any financial statement or federal awards findings issued?</p>		<p align="center">ISBE Use Only</p>		
<input checked="" type="checkbox"/> Reviewed by District Superintendent/Administrator		<input type="checkbox"/> Reviewed by Township Treasurer (Cook County only) Name of Township: _____				
District Superintendent/Administrator Name (Type or Print): Tim Arnold		Township Treasurer Name (type or print)		Regional Superintendent/Cook ISC Name (Type or Print):		
Email Address: tarnold@ccsd66.org		Email Address:		Email Address:		
Telephone: 630-783-5000	Fax Number: 630-910-0980	Telephone:	Fax Number:	Telephone:	Fax Number:	
Signature & Date:		Signature & Date:		Signature & Date:		

* This form is based on 23 Illinois Administrative Code 100, Subtitle A, Chapter I, Subchapter C (Part 100).
ISBE Form SD50-35/JA50-60 (05/14)

This form is based on 23 Illinois Administrative Code, Subtitle A, Chapter I, Subchapter C, Part 100.
 In some instances, use of open account codes (cells) may not be authorized by statute or administrative rule.
 Each school district or joint agreement is responsible for obtaining the concurring legal opinion and/or other supporting authorization/documentation, as necessary, to use the applicable account code (cell).

TABLE OF CONTENTS

	TAB Name	AFR Page No.
Auditor's Questionnaire	Aud Quest	2
Comments Applicable to the Auditor's Questionnaire	Aud Quest	2
Financial Profile Information	FP Info	3
Estimated Financial Profile Summary	Financial Profile	4
Basic Financial Statements		
Statement of Assets and Liabilities Arising from Cash Transactions/Statement of Position	Assets-Liab	5 - 6
Statement of Revenues Received/Revenues, Expenditures Disbursed/Expenditures, Other Sources (Uses) and Changes in Fund Balances (All Funds).....	Acct Summary	7 - 8
Statements of Revenues Received/Revenues (All Funds).....	Revenues	9 - 14
Statements of Expenditures Disbursed/Expenditures Budget to Actual (All Funds).....	Expenditures	15 - 22
Supplementary Schedules		
Federal Stimulus - American Recovery and Reinvestment Act (ARRA) Schedule.....	ARRA Sched	23
Schedule of Ad Valorem Tax Receipts.....	Tax Sched	24
Schedule of Short-Term Debt/Long-Term Debt	Short-Term Long-Term Debt	25
Schedule of Restricted Local Tax Levies and Selected Revenue Sources/ Schedule of Tort Immunity Expenditures.....	Rest Tax Levies-Tort Im	26
Statistical Section		
Schedule of Capital Outlay and Depreciation.....	Cap Outlay Deprec	27
Estimated Operating Expenditures Per Pupil and Per Capita Tuition Charge Computation.....	PCTC-OEPP	28 - 29
Estimated Indirect Cost Rate for Federal Programs (Section I, Section II)	ICR Computation	30
Report on Shared Services or Outsourcing	Shared Outsourced Serv.	31
Administrative Cost Worksheet	AC	32
Itemization Schedule	ITEMIZATION	33
Reference Page	REF	34
Notes, Opinion Letters, etc.....	Opinion-Notes	35
Deficit Reduction Calculation.....	Deficit AFR Sum Calc	36
Audit Checklist/Balancing Schedule	AUDITCHECK	-
A-133 Single Audit Section		
Annual Federal Compliance Report.....	A-133 Cover - CAP	37 - 46

INSTRUCTIONS/REQUIREMENTS: For School Districts/Joint Agreements

All School Districts/Joint Agreements must complete this form (Note: joint agreement supplementary/statistical schedules may not be applicable)

Round all amounts to the nearest dollar. Do not enter cents. (Exception: 9 Month ADA on page 28, line 78)

This form complies with **Part 100 (Requirements for Accounting, Budgeting, Financial Reporting, and Auditing)**.

[23, Illinois Administrative Code 100, Subtitle A, Chapter I, Subchapter C \(Part 100\)](#)

Any errors left unresolved by the **Audit Checklist/Balancing Schedule** must be explained in the itemization page.

Submit AFR Electronically

* The Annual Financial Reports (AFR) must be submitted directly through the Attachment Manager to the AFR Group by the Auditor or School District designated personnel (Please see Instructions for complete submission procedures).

[Attachment Manager Link](#)

Note: CD/Disk no longer accepted.

* AFR supporting documentation must be embedded as Microsoft Word (.doc), Word Perfect (*.wpd) or Adobe (*.pdf) and inserted within tab "Opinions & Notes". These documents include: The Audit, Management letter, Opinion letters, Compliance letters, Financial notes etc.... For embedding instructions see "Opinions & Notes" tab of this form.

Note: Adobe Acrobat (*.pdf) files cannot be embedded if you do not have the software. Simply attach files as separate docs in the Attachment Manager and they will be embedded for you.

Submit Paper Copy of AFR with Signatures

1) The auditor must send three **paper** copies of the AFR form (cover through page 8 at minimum) to the School District with the auditor signature.

Note: School Districts and Regional Superintendents may prefer a complete paper copy in lieu of an electronic file. Please comply with their requests as necessary.

2) Upon receipt, the School District retains one copy for their records, signs, and forwards the remaining two copies to the Regional Superintendent's office no later than October 15, annually.

3) Upon receipt, the Regional Superintendent's office retains one copy for their records, signs, and forwards the remaining paper copy to ISBE no later than November 15, annually.

* Yellow Book, CPE, and Peer Review requirements must be met if the Auditor issues an opinion stating "Governmental Auditing Standards" were utilized

[Single Audit Act A-133](#)

Qualifications of Auditing Firm

* School District/Joint Agreement entities must verify the qualifications of the auditing firm by requesting the most current peer review report and the corresponding acceptance letter from the approved peer review program, for the current peer review period

* A school district/joint agreement who engages with an auditing firm who is not licensed and qualified will be required to complete a new audit by a qualified

auditing firm at the school district's/joint agreement's expense

AUDITOR'S QUESTIONNAIRE

INSTRUCTIONS: If your review and testing of State, Local, and Federal Programs revealed any of the following statements to be true, then check the box on the left, and attach the appropriate findings/comments.

PART A - FINDINGS

- 1. One or more school board members, administrators, certified school business officials, or other qualifying district employees failed to file economic interest statements pursuant to the *Illinois Government Ethics Act. [5 ILCS 420/4A-101]*
- 2. One or more custodians of funds failed to comply with the bonding requirements pursuant to *Sections 8-2, 10-20.19 or 19-6 of the School Code. [105 ILCS 5/8-2; 10-20.19; 19-6]*
- 3. One or more contracts were executed or purchases made contrary to the provisions of *Section 10-20.21 of the School Code. [105 ILCS 5/10-20.21]*
- 4. One or more violations of the Public Funds Deposit Act or the Public Funds Investment Act were noted. *[30 ILCS 225/1 et. seq. and 30 ILCS 235/1 et. seq.]*
- 5. Restricted funds were commingled in the accounting records or used for other than the purpose for which they were restricted.
- 6. One or more short-term loans or short-term debt instruments were executed in non-conformity with the applicable authorizing statute or without statutory authority.
- 7. One or more long-term loans or long-term debt instruments were executed in non-conformity with the applicable authorizing statute or without statutory authority.
- 8. Corporate Personal Property Replacement Tax monies were deposited and/or used without first satisfying the lien imposed pursuant to the *State Revenue Sharing Act. [30 ILCS 115/12]*
- 9. One or more interfund loans were made in non-conformity with the applicable authorizing statute or without statutory authorization.
- 10. One or more interfund loans were outstanding beyond the term provided by statute.
- 11. One or more permanent transfers were made in non-conformity with the applicable authorizing statute/regulation or without statutory/regulatory authorization.
- 12. Substantial, or systematic misclassification of budgetary items such as, but not limited to, revenues, receipts, expenditures, disbursements or expenses were observed.
- 13. The Chart of Accounts used to define and control budget and accounting records does not conform to the minimum requirements imposed by ISBE rules pursuant to Sections 2-3.27 and 2-3.28 of the School Code. *[105 ILCS 5/2-3.27; 2-3.28]*

PART B - FINANCIAL DIFFICULTIES/CERTIFICATION Criteria pursuant to Section 1A-8 of the School Code 105 ILCS 5/1A-8]

- 14. The district has issued tax anticipation warrants or tax anticipation notes in anticipation of a second year's taxes when warrants or notes in anticipation of current year taxes are still outstanding, as authorized by Sections *17-16 or 34-23 thru 34-27 of the School Code. [105 ILCS 5/17-16 or 34-23 thru 34-27]*
- 15. The district has issued short-term debt against two future revenue sources, such as, but not limited to, tax anticipation warrants and General State Aid certificates or tax anticipation warrants and revenue anticipation notes.
- 16. The district has issued school or teacher orders for wages as permitted in *Sections 8-16, 32-7.2 and 34-76 of the School Code* or issued funding bonds for this purpose pursuant to *Section 19-8 of the School Code. [105 ILCS 5/8-6, 32-7.2, 34-76, and 19-8]*
- 17. The district has for two consecutive years shown an excess of expenditures/other uses over revenues/other sources and beginning fund balances on its annual financial report for the aggregate totals of the Educational, Operations & Maintenance, Transportation, and Working Cash Funds.

PART C - OTHER ISSUES

- 18. Student Activity Funds, Imprest Funds, or other funds maintained by the district were excluded from the audit.
- 19. Findings, other than those listed in Part A (above), were reported (e.g. student activity fund findings).
- 20. Federal Stimulus Funds were not maintained and expended in accordance with the American Recovery and Reinvestment Act (ARRA) of 2009. If checked, an explanation must be provided.
- 21. Check this box if the district is subject to the Property Tax Extension Limitation Law. Effective Date: 1/1/1991
- 22. If the type of Auditor Report designated on the cover page is other than an unqualified opinion and is due to reason(s) other than solely Cash Basis Accounting, please check and explain the reason(s) in the box below.

PART D - EXPLANATION OF ACCOUNTING PRACTICES FOR LATE MANDATED CATEGORICAL PAYMENTS

(For School Districts who report on an Accrual/Modified Accrual Accounting Basis only)

School districts that report on the accrual/modified accrual basis of accounting must identify where late mandated categorical payments (Acct Codes 3100, 3105, 3110, 3500, and 3510) are recorded. Depending on the accounting procedure these amounts will be used to adjust the Direct Receipts/Revenues in calculation 1 and 2 of the Financial Profile Score. In FY2014, identify those late payments recorded as Intergovernmental Receivables, Other Recievables, or Deferred Revenue & Other Current Liabilities or Direct Receipts/Revenue. Payments should only be listed once.

23. Enter the date that the district used to accrue mandated categorical payments Date:

24. For the listed mandated categorical (Revenue Code (3110, 3500, 3510, 3100, 3105) that were vouchered prior to June 30th, but not released until after year end as reported in ISBE FRIS system, enter the amounts that were accrued in the chart below.

Account Name	3110	3500	3510	3100	3105	Total
Deferred Revenues (490)						
Mandated Categoricals Payments (3110, 3500, 3510, 3100, 3105)						0
Direct Receipts/Revenue						
Mandated Categoricals Payments (3110, 3500, 3510, 3100, 3105)						0
Total						0

* Revenue Code (3110-Sp Ed Personnel, 3510-Sp Ed Transportation, 3500-Regular/Vocational Transportation, 3105-Sp Ed Funding for Children Requiring Services,3100-Sp Ed Private Facilities)

PART E - QUALIFICATIONS OF AUDITING FIRM

* School District/Joint Agreement entities must verify the qualifications of the auditing firm by requesting the most current peer review report and the corresponding acceptance letter from the approved peer review program for the current peer review.

* A school district/joint agreement who engages with an auditing firm who is not licensed and qualified will be required to complete a new audit by a qualified auditing firm at the school district's/joint agreement's expense.

Comments Applicable to the Auditor's Questionnaire:

Knutte & Associates, P.C.

Name of Audit Firm (print)

The undersigned affirms that this audit was conducted by a qualified auditing firm and in accordance with the applicable standards [23 Illinois Administrative Code Part 100] and the scope of the audit conformed to the requirements of subsection (a) or (b) of 23 Illinois Administrative Code Part 100 Section 110, as applicable.

Signature

mm/dd/yyyy

	A	B	C	D	E	F	G	H	I	J	K	L	M
1	FINANCIAL PROFILE INFORMATION												
2													
3	<i>Required to be completed for School Districts only.</i>												
4													
5	A. Tax Rates (Enter the tax rate - ex: .0150 for \$1.50)												
6													
7	Tax Year <u>2013</u>			Equalized Assessed Valuation (EAV):			451,167,824						
8													
9	Educational		Operations & Maintenance		Transportation		Combined Total		Working Cash				
10	Rate(s):		0.019134		+ 0.002207		+ 0.000841		= 0.022180		0.000323		
11													
12													
13	B. Results of Operations *												
14													
15	Receipts/Revenues			Disbursements/ Expenditures			Excess/ (Deficiency)			Fund Balance			
16	12,546,499			11,673,324			873,175			8,299,397			
17	* The numbers shown are the sum of entries on Pages 7 & 8, lines 8, 17, 20, and 81 for the Educational, Operations & Maintenance, Transportation and Working Cash Funds.												
18													
19													
20	C. Short-Term Debt **												
21	CPPRT Notes		TAWs		TANs		TO/EMP. Orders		GSA Certificates				
22	0		0		0		0		0				
23													
24	Other		Total										
25	0		0										
26	** The numbers shown are the sum of entries on page 25.												
27													
28	D. Long-Term Debt												
29	Check the applicable box for long-term debt allowance by type of district.												
30													
31	<input checked="" type="checkbox"/>		a. 6.9% for elementary and high school districts,				31,130,580						
32	<input type="checkbox"/>		b. 13.8% for unit districts.										
33													
34	Long-Term Debt Outstanding:												
35													
36	c. Long-Term Debt (Principal only)		Acct										
37	Outstanding:.....		511		2,885,000								
38													
39													
40	E. Material Impact on Financial Position												
41	If applicable, check any of the following items that may have a material impact on the entity's financial position during future reporting periods.												
42	Attach sheets as needed explaining each item checked.												
43													
44	<input type="checkbox"/> Pending Litigation												
45	<input type="checkbox"/> Material Decrease in EAV												
46	<input type="checkbox"/> Material Increase/Decrease in Enrollment												
47	<input type="checkbox"/> Adverse Arbitration Ruling												
48	<input type="checkbox"/> Passage of Referendum												
49	<input type="checkbox"/> Taxes Filed Under Protest												
50	<input type="checkbox"/> Decisions By Local Board of Review or Illinois Property Tax Appeal Board (PTAB)												
51	<input type="checkbox"/> Other Ongoing Concerns (Describe & Itemize)												
52													
53	Comments:												
54													
55													
56													
57													
58													
59													
60													
61													

	A	B	C	D	E	F	G	H	I	K	L	M	N	O	Q	R	
1	ESTIMATED FINANCIAL PROFILE SUMMARY																
2	(Go to the following website for reference to the Financial Profile)																
3	www.isbe.net/sfms/p/profile.htm																
4																	
5																	
6																	
7	District Name: Center Cass School District No. 66																
8	District Code: 19-022-0660-02																
9	County Name: DuPage County																
10																	
11	1. Fund Balance to Revenue Ratio:																
12	Total Sum of Fund Balance (P8, Cells C81, D81, F81 & I81)							Funds 10, 20, 40, 70 + (50 & 80 if negative)		Total		Ratio		Score		4	
13	Total Sum of Direct Revenues (P7, Cell C8, D8, F8 & I8)							Funds 10, 20, 40, & 70,		12,546,499.00		0.661		Weight		0.35	
14	Less: Operating Debt Pledged to Other Funds (P8, Cell C54 thru D74)							Minus Funds 10 & 20		0.00				Value		1.40	
15	(Excluding C:D57, C:D61, C:D65, C:D69 and C:D73)																
16	2. Expenditures to Revenue Ratio:																
17	Total Sum of Direct Expenditures (P7, Cell C17, D17, F17, I17)							Funds 10, 20 & 40		11,673,324.00		0.930		Adjustment		0	
18	Total Sum of Direct Revenues (P7, Cell C8, D8, F8, & I8)							Funds 10, 20, 40 & 70,		12,546,499.00				Weight		0.35	
19	Less: Operating Debt Pledged to Other Funds (P8, Cell C54 thru D74)							Minus Funds 10 & 20		0.00				Value		1.40	
20	(Excluding C:D57, C:D61, C:D65, C:D69 and C:D73)											0					
21	Possible Adjustment:																
22																	
23	3. Days Cash on Hand:																
24	Total Sum of Cash & Investments (P5, Cell C4, D4, F4, I4 & C5, D5, F5 & I5)							Funds 10, 20 40 & 70		8,319,100.00		256.55		Score		4	
25	Total Sum of Direct Expenditures (P7, Cell C17, D17, F17 & I17)							Funds 10, 20, 40 divided by 360		32,425.90				Weight		0.10	
26														Value		0.40	
27	4. Percent of Short-Term Borrowing Maximum Remaining:																
28	Tax Anticipation Warrants Borrowed (P25, Cell F6-7 & F11)							Funds 10, 20 & 40		0.00		100.00		Score		4	
29	EAV x 85% x Combined Tax Rates (P3, Cell J7 and J10)							(.85 x EAV) x Sum of Combined Tax Rates		8,505,866.99				Weight		0.10	
30														Value		0.40	
31	5. Percent of Long-Term Debt Margin Remaining:																
32	Long-Term Debt Outstanding (P3, Cell H37)									2,885,000.00		90.73		Score		4	
33	Total Long-Term Debt Allowed (P3, Cell H31)									31,130,579.86				Weight		0.10	
34														Value		0.40	
35																	
36	Total Profile Score: 4.00 *																
37																	
38	Estimated 2015 Financial Profile Designation: <u>RECOGNITION</u>																
39																	
40																	
41																	

* Total Profile Score may change based on data provided on the Financial Profile Information, page 3 and by the timing of mandated categorical payments. Final score will be calculated by ISBE.

BASIC FINANCIAL STATEMENTS
STATEMENT OF ASSETS AND LIABILITIES ARISING FROM CASH TRANSACTIONS
STATEMENT OF POSITION AS OF JUNE 30, 2014

	A	B	C	D	E	F	G	H	I	J	K
1			(10)	(20)	(30)	(40)	(50)	(60)	(70)	(80)	(90)
2	ASSETS	Acct. #	Educational	Operations & Maintenance	Debt Services	Transportation	Municipal Retirement/Social Security	Capital Projects	Working Cash	Tort	Fire Prevention & Safety
3	CURRENT ASSETS (100)										
4	Cash (Accounts 111 through 115) ¹		3,525,520	1,331,162	667,038	646,713	12,788	82,256	2,815,705		174
5	Investments	120									
6	Taxes Receivable	130									
7	Interfund Receivables	140									
8	Intergovernmental Accounts Receivable	150									
9	Other Receivables	160									
10	Inventory	170									
11	Prepaid Items	180									
12	Other Current Assets (Describe & Itemize)	190									
13	Total Current Assets		3,525,520	1,331,162	667,038	646,713	12,788	82,256	2,815,705	0	174
14	CAPITAL ASSETS (200)										
15	Works of Art & Historical Treasures	210									
16	Land	220									
17	Building & Building Improvements	230									
18	Site Improvements & Infrastructure	240									
19	Capitalized Equipment	250									
20	Construction in Progress	260									
21	Amount Available in Debt Service Funds	340									
22	Amount to be Provided for Payment on Long-Term Debt	350									
23	Total Capital Assets										
24	CURRENT LIABILITIES (400)										
25	Interfund Payables	410									
26	Intergovernmental Accounts Payable	420									
27	Other Payables	430									
28	Contracts Payable	440									
29	Loans Payable	460									
30	Salaries & Benefits Payable	470									
31	Payroll Deductions & Withholdings	480									
32	Deferred Revenues & Other Current Liabilities	490	19,703								
33	Due to Activity Fund Organizations	493									
34	Total Current Liabilities		19,703	0	0	0	0	0	0	0	0
35	LONG-TERM LIABILITIES (500)										
36	Long-Term Debt Payable (General Obligation, Revenue, Other)	511									
37	Total Long-Term Liabilities										
38	Reserved Fund Balance	714									
39	Unreserved Fund Balance	730	3,505,817	1,331,162	667,038	646,713	12,788	82,256	2,815,705		174
40	Investment in General Fixed Assets										
41	Total Liabilities and Fund Balance		3,525,520	1,331,162	667,038	646,713	12,788	82,256	2,815,705	0	174

BASIC FINANCIAL STATEMENTS
STATEMENT OF ASSETS AND LIABILITIES ARISING FROM CASH TRANSACTIONS
STATEMENT OF POSITION AS OF JUNE 30, 2014

	A	B	L	M	N
1	ASSETS	Acct. #	Agency Fund	Account Groups	
2				General Fixed Assets	General Long-Term Debt
3	CURRENT ASSETS (100)				
4	Cash (Accounts 111 through 115) ¹		73,755		
5	Investments	120			
6	Taxes Receivable	130			
7	Interfund Receivables	140			
8	Intergovernmental Accounts Receivable	150			
9	Other Receivables	160			
10	Inventory	170			
11	Prepaid Items	180			
12	Other Current Assets (Describe & Itemize)	190			
13	Total Current Assets		73,755		
14	CAPITAL ASSETS (200)				
15	Works of Art & Historical Treasures	210			
16	Land	220		329,076	
17	Building & Building Improvements	230		16,239,495	
18	Site Improvements & Infrastructure	240		626,874	
19	Capitalized Equipment	250		4,132,607	
20	Construction in Progress	260			
21	Amount Available in Debt Service Funds	340			667,038
22	Amount to be Provided for Payment on Long-Term Debt	350			2,217,962
23	Total Capital Assets			21,328,052	2,885,000
24	CURRENT LIABILITIES (400)				
25	Interfund Payables	410			
26	Intergovernmental Accounts Payable	420			
27	Other Payables	430			
28	Contracts Payable	440			
29	Loans Payable	460			
30	Salaries & Benefits Payable	470			
31	Payroll Deductions & Withholdings	480			
32	Deferred Revenues & Other Current Liabilities	490			
33	Due to Activity Fund Organizations	493	73,755		
34	Total Current Liabilities		73,755		
35	LONG-TERM LIABILITIES (500)				
36	Long-Term Debt Payable (General Obligation, Revenue, Other)	511			2,885,000
37	Total Long-Term Liabilities				2,885,000
38	Reserved Fund Balance	714			
39	Unreserved Fund Balance	730			
40	Investment in General Fixed Assets			21,328,052	
41	Total Liabilities and Fund Balance		73,755	21,328,052	2,885,000

BASIC FINANCIAL STATEMENT
STATEMENT OF REVENUES RECEIVED/REVENUES, EXPENDITURES/DISBURSED/EXPENDITURES, OTHER
SOURCES (USES) AND CHANGES IN FUND BALANCE
ALL FUNDS - FOR THE YEAR ENDING JUNE 30, 2014

	A	B	C	D	E	F	G	H	I	J	K
1			(10)	(20)	(30)	(40)	(50)	(60)	(70)	(80)	(90)
2	Description	Acct #	Educational	Operations & Maintenance	Debt Services	Transportation	Municipal Retirement/ Social Security	Capital Projects	Working Cash	Tort	Fire Prevention & Safety
3	RECEIPTS/REVENUES										
4	Local Sources	1000	9,259,304	1,107,888	1,019,048	397,593	398,384	0	123,226	0	0
5	Flow-Through Receipts/Revenues from One District to Another District	2000	0	0		0	0				
6	State Sources	3000	827,510	0	0	279,444	0	0	0	0	0
7	Federal Sources	4000	551,534	0	0	0	0	0	0	0	0
8	Total Direct Receipts/Revenues		10,638,348	1,107,888	1,019,048	677,037	398,384	0	123,226	0	0
9	Receipts/Revenues for "On Behalf" Payments ²	3998	2,318,203								
10	Total Receipts/Revenues		12,956,551	1,107,888	1,019,048	677,037	398,384	0	123,226	0	0
11	DISBURSEMENTS/EXPENDITURES										
12	Instruction	1000	6,851,216				148,427				
13	Support Services	2000	2,303,898	1,114,176		718,536	238,990	3,200		0	0
14	Community Services	3000	230,772	0		0	41,509				
15	Payments to Other Districts & Governmental Units	4000	454,726	0	0	0	0	0			0
16	Debt Service	5000	0	0	1,157,896	0	0			0	0
17	Total Direct Disbursements/Expenditures		9,840,612	1,114,176	1,157,896	718,536	428,926	3,200		0	0
18	Disbursements/Expenditures for "On Behalf" Payments ²	4180	2,318,203	0	0	0	0	0		0	0
19	Total Disbursements/Expenditures		12,158,815	1,114,176	1,157,896	718,536	428,926	3,200		0	0
20	Excess of Direct Receipts/Revenues Over (Under) Direct Disbursements/Expenditures ³		797,736	(6,288)	(138,848)	(41,499)	(30,542)	(3,200)	123,226	0	0
21	OTHER SOURCES/USES OF FUNDS										
22	OTHER SOURCES OF FUNDS (7000)										
23	PERMANENT TRANSFER FROM VARIOUS FUNDS										
24	Abolishment of the Working Cash Fund ¹²	7110									
25	Abatement of the Working Cash Fund ¹²	7110									
26	Transfer of Working Cash Fund Interest	7120									
27	Transfer Among Funds	7130									
28	Transfer of Interest	7140									
29	Transfer from Capital Project Fund to O&M Fund	7150									
30	Transfer of Excess Fire Prevention & Safety Tax and Interest Proceeds to O&M Fund ⁴	7160									
31	Transfer to Excess Fire Prevention & Safety Bond and Interest Proceeds to Debt Service Fund ⁵	7170									
32	SALE OF BONDS (7200)										
33	Principal on Bonds Sold	7210									
34	Premium on Bonds Sold	7220									
35	Accrued Interest on Bonds Sold	7230									
36	Sale or Compensation for Fixed Assets ⁶	7300									
37	Transfer to Debt Service to Pay Principal on Capital Leases	7400			0						
38	Transfer to Debt Service to Pay Interest on Capital Leases	7500			0						
39	Transfer to Debt Service to Pay Principal on Revenue Bonds	7600			100,000						
40	Transfer to Debt Service Fund to Pay Interest on Revenue Bonds	7700			79,543						
41	Transfer to Capital Projects Fund	7800						0			
42	ISBE Loan Proceeds	7900									
43	Other Sources Not Classified Elsewhere	7990									
44	Total Other Sources of Funds		0	0	179,543	0	0	0	0	0	0
45	OTHER USES OF FUNDS (8000)										
46	PERMANENT TRANSFER TO VARIOUS OTHER FUNDS (8100)										
47	Abolishment or Abatement of the Working Cash Fund ¹²	8110							0		
48	Transfer of Working Cash Fund Interest ¹²	8120							0		

BASIC FINANCIAL STATEMENT
STATEMENT OF REVENUES RECEIVED/REVENUES, EXPENDITURES/DISBURSED/EXPENDITURES, OTHER
SOURCES (USES) AND CHANGES IN FUND BALANCE
ALL FUNDS - FOR THE YEAR ENDING JUNE 30, 2014

1	A	B	C	D	E	F	G	H	I	J	K
2	Description	Acct #	(10) Educational	(20) Operations & Maintenance	(30) Debt Services	(40) Transportation	(50) Municipal Retirement/ Social Security	(60) Capital Projects	(70) Working Cash	(80) Tort	(90) Fire Prevention & Safety
49	Transfer Among Funds	8130									
50	Transfer of Interest	8140									
51	Transfer from Capital Project Fund to O&M Fund	8150						0			
52	Transfer of Excess Fire Prevention & Safety Tax & Interest Proceeds to O&M Fund ⁴	8160									0
53	Transfer of Excess Fire Prevention & Safety Bond and Interest Proceeds to Debt Service Fund ⁵	8170									0
54	Taxes Pledged to Pay Principal on Capital Leases	8410									
55	Grants/Reimbursements Pledged to Pay Principal on Capital Leases	8420									
56	Other Revenues Pledged to Pay Principal on Capital Leases	8430									
57	Fund Balance Transfers Pledged to Pay Principal on Capital Leases	8440									
58	Taxes Pledged to Pay Interest on Capital Leases	8510									
59	Grants/Reimbursements Pledged to Pay Interest on Capital Leases	8520									
60	Other Revenues Pledged to Pay Interest on Capital Leases	8530									
61	Fund Balance Transfers Pledged to Pay Interest on Capital Leases	8540									
62	Taxes Pledged to Pay Principal on Revenue Bonds	8610									
63	Grants/Reimbursements Pledged to Pay Principal on Revenue Bonds	8620									
64	Other Revenues Pledged to Pay Principal on Revenue Bonds	8630									
65	Fund Balance Transfers Pledged to Pay Principal on Revenue Bonds	8640		100,000							
66	Taxes Pledged to Pay Interest on Revenue Bonds	8710									
67	Grants/Reimbursements Pledged to Pay Interest on Revenue Bonds	8720									
68	Other Revenues Pledged to Pay Interest on Revenue Bonds	8730									
69	Fund Balance Transfers Pledged to Pay Interest on Revenue Bonds	8740		79,543							
70	Taxes Transferred to Pay for Capital Projects	8810									
71	Grants/Reimbursements Pledged to Pay for Capital Projects	8820									
72	Other Revenues Pledged to Pay for Capital Projects	8830									
73	Fund Balance Transfers Pledged to Pay for Capital Projects	8840									
74	Transfer to Debt Service Fund to Pay Principal on ISBE Loans	8910									
75	Other Uses Not Classified Elsewhere	8990									
76	Total Other Uses of Funds		0	179,543	0	0	0	0	0	0	0
77	Total Other Sources/Uses of Funds		0	(179,543)	179,543	0	0	0	0	0	0
78	Excess of Receipts/Revenues and Other Sources of Funds (Over/Under) Expenditures/Disbursements and Other Uses of Funds		797,736	(185,831)	40,695	(41,499)	(30,542)	(3,200)	123,226	0	0
79	Fund Balances - July 1, 2013		2,708,081	1,516,993	626,343	688,212	43,330	85,456	2,692,479		174
80	Other Changes in Fund Balances - Increases (Decreases) (Describe & Itemize)										
81	Fund Balances - June 30, 2014		3,505,817	1,331,162	667,038	646,713	12,788	82,256	2,815,705	0	174

STATEMENT OF REVENUES RECEIVED/REVENUES
FOR THE YEAR ENDING JUNE 30, 2014

1	A	B	C	D	E	F	G	H	I	J	K
2	Description	Acct #	(10) Educational	(20) Operations & Maintenance	(30) Debt Services	(40) Transportation	(50) Municipal Retirement/ Social Security	(60) Capital Projects	(70) Working Cash	(80) Tort	(90) Fire Prevention & Safety
3	RECEIPTS/REVENUES FROM LOCAL SOURCES (1000)										
4	AD VALOREM TAXES LEVIED BY LOCAL EDUCATION AGENCY										
5	Designated Purposes Levies (1110-1120) ⁷		8,557,548	973,014	1,018,615	397,593	151,722		123,226		
6	Leasing Purposes Levy ⁸	1130									
7	Special Education Purposes Levy	1140									
8	FICA/Medicare Only Purposes Levies	1150					246,640				
9	Area Vocational Construction Purposes Levy	1160									
10	Summer School Purposes Levy	1170									
11	Other Tax Levies (Describe & Itemize)	1190									
12	Total Ad Valorem Taxes Levied By District		8,557,548	973,014	1,018,615	397,593	398,362	0	123,226	0	0
13	PAYMENTS IN LIEU OF TAXES										
14	Mobile Home Privilege Tax	1210									
15	Payments from Local Housing Authorities	1220									
16	Corporate Personal Property Replacement Taxes ⁹	1230	87,385								
17	Other Payments in Lieu of Taxes (Describe & Itemize)	1290									
18	Total Payments in Lieu of Taxes		87,385	0	0	0	0	0	0	0	0
19	TUITION										
20	Regular - Tuition from Pupils or Parents (In State)	1311									
21	Regular - Tuition from Other Districts (In State)	1312									
22	Regular - Tuition from Other Sources (In State)	1313									
23	Regular - Tuition from Other Sources (Out of State)	1314									
24	Summer Sch - Tuition from Pupils or Parents (In State)	1321	23,000								
25	Summer Sch - Tuition from Other Districts (In State)	1322									
26	Summer Sch - Tuition from Other Sources (In State)	1323									
27	Summer Sch - Tuition from Other Sources (Out of State)	1324									
28	CTE - Tuition from Pupils or Parents (In State)	1331									
29	CTE - Tuition from Other Districts (In State)	1332									
30	CTE - Tuition from Other Sources (In State)	1333									
31	CTE - Tuition from Other Sources (Out of State)	1334									
32	Special Ed - Tuition from Pupils or Parents (In State)	1341									
33	Special Ed - Tuition from Other Districts (In State)	1342									
34	Special Ed - Tuition from Other Sources (In State)	1343									
35	Special Ed - Tuition from Other Sources (Out of State)	1344									
36	Adult - Tuition from Pupils or Parents (In State)	1351									
37	Adult - Tuition from Other Districts (In State)	1352									
38	Adult - Tuition from Other Sources (In State)	1353									
39	Adult - Tuition from Other Sources (Out of State)	1354									
40	Total Tuition		23,000								
41	TRANSPORTATION FEES										
42	Regular -Transp Fees from Pupils or Parents (In State)	1411									
43	Regular - Transp Fees from Other Districts (In State)	1412									
44	Regular - Transp Fees from Other Sources (In State)	1413									
45	Regular - Transp Fees from Co-curricular Activities (In State)	1415									
46	Regular Transp Fees from Other Sources (Out of State)	1416									
47	Summer Sch - Transp. Fees from Pupils or Parents (In State)	1421									
48	Summer Sch - Transp. Fees from Other Districts (In State)	1422									
49	Summer Sch - Transp. Fees from Other Sources (In State)	1423									
50	Summer Sch - Transp. Fees from Other Sources (Out of State)	1424									
51	CTE - Transp Fees from Pupils or Parents (In State)	1431									

**STATEMENT OF REVENUES RECEIVED/REVENUES
FOR THE YEAR ENDING JUNE 30, 2014**

1	A	B	C	D	E	F	G	H	I	J	K
2	Description	Acct #	(10) Educational	(20) Operations & Maintenance	(30) Debt Services	(40) Transportation	(50) Municipal Retirement/ Social Security	(60) Capital Projects	(70) Working Cash	(80) Tort	(90) Fire Prevention & Safety
52	CTE - Transp Fees from Other Districts (In State)	1432									
53	CTE - Transp Fees from Other Sources (In State)	1433									
54	CTE - Transp Fees from Other Sources (Out of State)	1434									
55	Special Ed - Transp Fees from Pupils or Parents (In State)	1441									
56	Special Ed - Transp Fees from Other Districts (In State)	1442									
57	Special Ed - Transp Fees from Other Sources (In State)	1443									
58	Special Ed - Transp Fees from Other Sources (Out of State)	1444									
59	Adult - Transp Fees from Pupils or Parents (In State)	1451									
60	Adult - Transp Fees from Other Districts (In State)	1452									
61	Adult - Transp Fees from Other Sources (In State)	1453									
62	Adult - Transp Fees from Other Sources (Out of State)	1454									
63	Total Transportation Fees					0					
64	EARNINGS ON INVESTMENTS										
65	Interest on Investments	1510	16,746		433	0	22				
66	Gain or Loss on Sale of Investments	1520									
67	Total Earnings on Investments		16,746	0	433	0	22	0	0	0	0
68	FOOD SERVICE										
69	Sales to Pupils - Lunch	1611	100,401								
70	Sales to Pupils - Breakfast	1612									
71	Sales to Pupils - A la Carte	1613	37,014								
72	Sales to Pupils - Other (Describe & Itemize)	1614	7,409								
73	Sales to Adults	1620									
74	Other Food Service (Describe & Itemize)	1690									
75	Total Food Service		144,824								
76	DISTRICT/SCHOOL ACTIVITY INCOME										
77	Admissions - Athletic	1711									
78	Admissions - Other (Describe & Itemize)	1719									
79	Fees	1720		22,580							
80	Book Store Sales	1730									
81	Other District/School Activity Revenue (Describe & Itemize)	1790									
82	Total District/School Activity Income		0	22,580							
83	TEXTBOOK INCOME										
84	Rentals - Regular Textbooks	1811									
85	Rentals - Summer School Textbooks	1812									
86	Rentals - Adult/Continuing Education Textbooks	1813									
87	Rentals - Other (Describe & Itemize)	1819									
88	Sales - Regular Textbooks	1821	87,511								
89	Sales - Summer School Textbooks	1822									
90	Sales - Adult/Continuing Education Textbooks	1823									
91	Sales - Other (Describe & Itemize)	1829									
92	Other (Describe & Itemize)	1890									
93	Total Textbook Income		87,511								
94	OTHER REVENUE FROM LOCAL SOURCES										
95	Rentals	1910		112,294							
96	Contributions and Donations from Private Sources	1920	22,070								
97	Impact Fees from Municipal or County Governments	1930									
98	Services Provided Other Districts	1940									
99	Refund of Prior Years' Expenditures	1950	24,101								
100	Payments of Surplus Moneys from TIF Districts	1960									
101	Drivers' Education Fees	1970									

**STATEMENT OF REVENUES RECEIVED/REVENUES
FOR THE YEAR ENDING JUNE 30, 2014**

	A	B	C	D	E	F	G	H	I	J	K
1			(10)	(20)	(30)	(40)	(50)	(60)	(70)	(80)	(90)
2	Description	Acct #	Educational	Operations & Maintenance	Debt Services	Transportation	Municipal Retirement/ Social Security	Capital Projects	Working Cash	Tort	Fire Prevention & Safety
102	Proceeds from Vendors' Contracts	1980									
103	School Facility Occupation Tax Proceeds	1983									

**STATEMENT OF REVENUES RECEIVED/REVENUES
FOR THE YEAR ENDING JUNE 30, 2014**

1	A	B	C	D	E	F	G	H	I	J	K
2	Description	Acct #	(10) Educational	(20) Operations & Maintenance	(30) Debt Services	(40) Transportation	(50) Municipal Retirement/ Social Security	(60) Capital Projects	(70) Working Cash	(80) Tort	(90) Fire Prevention & Safety
104	Payment from Other Districts	1991	184,597								
105	Sale of Vocational Projects	1992	102,298								
106	Other Local Fees (Describe & Itemize)	1993									
107	Other Local Revenues (Describe & Itemize)	1999	9,224								
108	Total Other Revenue from Local Sources		342,290	112,294	0	0	0	0	0	0	0
109	Total Receipts/Revenues from Local Sources	1000	9,259,304	1,107,888	1,019,048	397,593	398,384	0	123,226	0	0
110	FLOW-THROUGH RECEIPTS/REVENUES FROM ONE DISTRICT TO ANOTHER DISTRICT (2000)										
111	Flow-through Revenue from State Sources	2100									
112	Flow-through Revenue from Federal Sources	2200									
113	Other Flow-Through (Describe & Itemize)	2300									
114	Total Flow-Through Receipts/Revenues from One District to Another District	2000	0	0		0	0				
115	RECEIPTS/REVENUES FROM STATE SOURCES (3000)										
116	UNRESTRICTED GRANTS-IN-AID										
117	General State Aid- Sec. 18-8.05	3001	368,955								
118	General State Aid - Hold Harmless/Supplemental	3002									
119	Reorganization Incentives (Accounts 3005-3021)	3005									
120	Other Unrestricted Grants-In-Aid from State Sources (Describe & Itemize)	3099									
121	Total Unrestricted Grants-In-Aid		368,955	0	0	0	0	0		0	0
122	RESTRICTED GRANTS-IN-AID										
123	SPECIAL EDUCATION										
124	Special Education - Private Facility Tuition	3100	66,115								
125	Special Education - Extraordinary	3105	161,463								
126	Special Education - Personnel	3110	227,151								
127	Special Education - Orphanage - Individual	3120									
128	Special Education - Orphanage - Summer	3130									
129	Special Education - Summer School	3145	572								
130	Special Education - Other (Describe & Itemize)	3199									
131	Total Special Education		455,301	0		0					
132	CAREER AND TECHNICAL EDUCATION (CTE)										
133	CTE - Technical Education - Tech Prep	3200									
134	CTE - Secondary Program Improvement (CTEI)	3220									
135	CTE - WECEP	3225									
136	CTE - Agriculture Education	3235									
137	CTE - Instructor Practicum	3240									
138	CTE - Student Organizations	3270									
139	CTE - Other (Describe & Itemize)	3299									
140	Total Career and Technical Education		0	0			0				
141	BILINGUAL EDUCATION										
142	Bilingual Ed - Downstate - TPI and TBE	3305	2,828								
143	Bilingual Education Downstate - Transitional Bilingual Education	3310									
144	Total Bilingual Ed		2,828				0				
145	State Free Lunch & Breakfast	3360	426								
146	School Breakfast Initiative	3365									
147	Driver Education	3370									
148	Adult Ed (from ICCB)	3410									
149	Adult Ed - Other (Describe & Itemize)	3499									

**STATEMENT OF REVENUES RECEIVED/REVENUES
FOR THE YEAR ENDING JUNE 30, 2014**

1	A	B	C	D	E	F	G	H	I	J	K
2	Description	Acct #	(10) Educational	(20) Operations & Maintenance	(30) Debt Services	(40) Transportation	(50) Municipal Retirement/ Social Security	(60) Capital Projects	(70) Working Cash	(80) Tort	(90) Fire Prevention & Safety
150	TRANSPORTATION										
151	Transportation - Regular/Vocational	3500				106,670					
152	Transportation - Special Education	3510				172,774					
153	Transportation - Other (Describe & Itemize)	3599									
154	Total Transportation		0	0		279,444	0				
155	Learning Improvement - Change Grants	3610									
156	Scientific Literacy	3660									
157	Truant Alternative/Optional Education	3695									
158	Early Childhood - Block Grant	3705									
159	Reading Improvement Block Grant	3715									
160	Reading Improvement Block Grant - Reading Recovery	3720									
161	Continued Reading Improvement Block Grant	3725									
162	Continued Reading Improvement Block Grant (2% Set Aside)	3726									
163	Chicago General Education Block Grant	3766									
164	Chicago Educational Services Block Grant	3767									
165	School Safety & Educational Improvement Block Grant	3775									
166	Technology - Learning Technology Centers	3780									
167	State Charter Schools	3815									
168	Extended Learning Opportunities - Summer Bridges	3825									
169	Infrastructure Improvements - Planning/Construction	3920									
170	School Infrastructure - Maintenance Projects	3925									
171	Other Restricted Revenue from State Sources (Describe & Itemize)	3999									
172	Total Restricted Grants-In-Aid		458,555	0	0	279,444	0	0	0	0	0
173	Total Receipts from State Sources	3000	827,510	0	0	279,444	0	0	0	0	0
174	RECEIPTS/REVENUES FROM FEDERAL SOURCES (4000)										
175	UNRESTRICTED GRANTS-IN-AID RECEIVED DIRECTLY FROM FEDERAL GOVT										
176	Federal Impact Aid	4001									
177	Other Unrestricted Grants-In-Aid Received Directly from the Fed Govt (Describe & Itemize)	4009									
178	Total Unrestricted Grants-In-Aid Received Directly from the Federal Govt		0	0	0	0	0	0	0	0	0
179	RESTRICTED GRANTS-IN-AID RECEIVED DIRECTLY FROM FEDERAL GOVT										
180	Head Start	4045									
181	Construction (Impact Aid)	4050									
182	MAGNET	4060									
183	Other Restricted Grants-In-Aid Received Directly from the Federal Govt (Describe & Itemize)	4090									
184	Total Restricted Grants-In-Aid Received Directly from Federal Govt		0	0		0	0	0			0
185	RESTRICTED GRANTS-IN-AID RECEIVED FROM FEDERAL GOVT THRU THE STATE										
186	TITLE V										
187	Title V - Innovation and Flexibility Formula	4100									
188	Title V - District Projects	4105									
189	Title V - Rural & Low Income Schools	4107									
190	Title V - Other (Describe & Itemize)	4199									
191	Total Title V		0	0		0	0				
192	FOOD SERVICE										
193	Breakfast Start-Up	4200									
194	National School Lunch Program	4210	50,276								
195	Special Milk Program	4215	224								

**STATEMENT OF REVENUES RECEIVED/REVENUES
FOR THE YEAR ENDING JUNE 30, 2014**

1	A	B	C	D	E	F	G	H	I	J	K
2	Description	Acct #	(10) Educational	(20) Operations & Maintenance	(30) Debt Services	(40) Transportation	(50) Municipal Retirement/ Social Security	(60) Capital Projects	(70) Working Cash	(80) Tort	(90) Fire Prevention & Safety
196	School Breakfast Program	4220									
197	Summer Food Service Admin/Program	4225									
198	Child & Adult Care Food Program	4226									
199	Fresh Fruits & Vegetables	4240									
200	Food Service - Other (Describe & Itemize)	4299									
201	Total Food Service		50,500				0				
202	TITLE I										
203	Title I - Low Income	4300	62,834								
204	Title I - Low Income - Neglected, Private	4305									
205	Title I - Comprehensive School Reform	4332									
206	Title I - Reading First	4334									
207	Title I - Even Start	4335									
208	Title I - Reading First SEA Funds	4337									
209	Title I - Migrant Education	4340									
210	Title I - Other (Describe & Itemize)	4399									
211	Total Title I		62,834	0		0	0				
212	TITLE IV										
213	Title IV - Safe & Drug Free Schools - Formula	4400									
214	Title IV - 21st Century	4421									
215	Title IV - Other (Describe & Itemize)	4499									
216	Total Title IV		0	0		0	0				
217	FEDERAL - SPECIAL EDUCATION										
218	Fed - Spec Education - Preschool Flow-Through	4600									
219	Fed - Spec Education - Preschool Discretionary	4605									
220	Fed - Spec Education - IDEA - Flow Through/Low Incidence	4620	398,994								
221	Fed - Spec Education - IDEA - Room & Board	4625									
222	Fed - Spec Education - IDEA - Discretionary	4630									
223	Fed - Spec Education - IDEA - Other (Describe & Itemize)	4699									
224	Total Federal - Special Education		398,994	0		0	0				
225	CTE - PERKINS										
226	CTE - Perkins - Title III E - Tech Prep	4770									
227	CTE - Other (Describe & Itemize)	4799									
228	Total CTE - Perkins		0	0			0				
229	Federal - Adult Education	4810									
230	ARRA - General State Aid - Education Stabilization	4850									
231	ARRA - Title I - Low Income	4851									
232	ARRA - Title I - Neglected, Private	4852									
233	ARRA - Title I - Delinquent, Private	4853									
234	ARRA - Title I - School Improvement (Part A)	4854									
235	ARRA - Title I - School Improvement (Section 1003g)	4855									
236	ARRA - IDEA - Part B - Preschool	4856									
237	ARRA - IDEA - Part B - Flow-Through	4857									
238	ARRA - Title IID - Technology-Formula	4860									
239	ARRA - Title IID - Technology-Competitive	4861									
240	ARRA - McKinney - Vento Homeless Education	4862									
241	ARRA - Child Nutrition Equipment Assistance	4863									
242	Impact Aid Formula Grants	4864									
243	Impact Aid Competitive Grants	4865									
244	Qualified Zone Academy Bond Tax Credits	4866									
245	Qualified School Construction Bond Credits	4867									
246	Build America Bond Tax Credits	4868									

**STATEMENT OF REVENUES RECEIVED/REVENUES
FOR THE YEAR ENDING JUNE 30, 2014**

1	A	B	C	D	E	F	G	H	I	J	K
2	Description	Acct #	(10) Educational	(20) Operations & Maintenance	(30) Debt Services	(40) Transportation	(50) Municipal Retirement/ Social Security	(60) Capital Projects	(70) Working Cash	(80) Tort	(90) Fire Prevention & Safety
247	Build America Bond Interest Reimbursement	4869									
248	ARRA - General State Aid - Other Govt Services Stabilization	4870									
249	Other ARRA Funds - II	4871									
250	Other ARRA Funds - III	4872									
251	Other ARRA Funds - IV	4873									
252	Other ARRA Funds - V	4874									
253	ARRA - Early Childhood	4875									
254	Other ARRA Funds VII	4876									
255	Other ARRA Funds VIII	4877									
256	Other ARRA Funds IX	4878									
257	Other ARRA Funds X	4879									
258	Other ARRA Funds XI	4880									
259	Total Stimulus Programs		0	0	0	0	0	0		0	0
260	Race to the Top Program	4901									
261	Advanced Placement Fee/International Baccalaureate	4904									
262	Emergency Immigrant Assistance	4905									
263	Title III - English Language Acquisition	4909									
264	Learn & Serve America	4910									
265	McKinney Education for Homeless Children	4920									
266	Title II - Eisenhower Professional Development Formula	4930									
267	Title II - Teacher Quality	4932	4,614								
268	Federal Charter Schools	4960									
269	Medicaid Matching Funds - Administrative Outreach	4991	7,602								
270	Medicaid Matching Funds - Fee-for-Service Program	4992	26,990								
271	Other Restricted Revenue from Federal Sources (Describe & Itemize)	4998									
272	Total Restricted Grants-In-Aid Received from the Federal Govt Thru the State		551,534	0	0	0	0	0		0	0
273	Total Receipts/Revenues from Federal Sources	4000	551,534	0	0	0	0	0	0	0	0
274	Total Direct Receipts/Revenues		10,638,348	1,107,888	1,019,048	677,037	398,384	0	123,226	0	0

**STATEMENT OF EXPENDITURES DISBURSED/EXPENDITURES, BUDGET TO ACTUAL
FOR THE YEAR ENDING JUNE 30, 2014**

1	A	B	C	D	E	F	G	H	I	J	K	L
2	Description	Funct #	(100) Salaries	(200) Employee Benefits	(300) Purchased Services	(400) Supplies & Materials	(500) Capital Outlay	(600) Other Objects	(700) Non-Capitalized Equipment	(800) Termination Benefits	(900) Total	Budget
3	10 - EDUCATIONAL FUND (ED)											
4	INSTRUCTION (ED)											
5	Regular Programs	1100	4,393,009	506,591	36,301	196,325	13,414	292,371			5,438,011	5,730,576
6	Tuition Payment to Charter Schools	1115									0	0
7	Pre-K Programs	1125									0	0
8	Special Education Programs (Functions 1200-1220)	1200	1,088,618	65,157	1,760	4,183	1,994				1,161,712	1,250,995
9	Special Education Programs Pre-K	1225	62,678	8,329		1,055					72,062	73,750
10	Remedial and Supplemental Programs K-12	1250	22,443	8,368	17,906	10,862	7,000				66,579	64,522
11	Remedial and Supplemental Programs Pre-K	1275									0	0
12	Adult/Continuing Education Programs	1300									0	0
13	CTE Programs	1400									0	0
14	Interscholastic Programs	1500	60,472					9,976			70,448	70,350
15	Summer School Programs	1600	16,047	189		861					17,097	21,300
16	Gifted Programs	1650	11,812	145							11,957	15,200
17	Driver's Education Programs	1700									0	0
18	Bilingual Programs	1800	3,152	45	483	9,670					13,350	17,366
19	Truant Alternative & Optional Programs	1900									0	0
20	Pre-K Programs - Private Tuition	1910									0	0
21	Regular K-12 Programs - Private Tuition	1911									0	0
22	Special Education Programs K-12 - Private Tuition	1912									0	0
23	Special Education Programs Pre-K - Tuition	1913									0	0
24	Remedial/Supplemental Programs K-12 - Private Tuition	1914									0	0
25	Remedial/Supplemental Programs Pre-K - Private Tuition	1915									0	0
26	Adult/Continuing Education Programs - Private Tuition	1916									0	0
27	CTE Programs - Private Tuition	1917									0	0
28	Interscholastic Programs - Private Tuition	1918									0	0
29	Summer School Programs - Private Tuition	1919									0	0
30	Gifted Programs - Private Tuition	1920									0	0
31	Bilingual Programs - Private Tuition	1921									0	0
32	Truants Alternative/Optional Ed Progrms - Private Tuition	1922									0	0
33	Total Instruction ¹⁰	1000	5,658,231	588,824	56,450	222,956	22,408	302,347	0	0	6,851,216	7,244,059
34	SUPPORT SERVICES (ED)											
35	SUPPORT SERVICES - PUPILS											
36	Attendance & Social Work Services	2110	104,735	14,782		563					120,080	133,190
37	Guidance Services	2120									0	0
38	Health Services	2130	64,424	603	3,479	3,085					71,591	83,500
39	Psychological Services	2140	30,319	9	3,600	2,075					36,003	2,045
40	Speech Pathology & Audiology Services	2150	88,936	8,531		643					98,110	100,470
41	Other Support Services - Pupils (Describe & Itemize)	2190	352		825						1,177	0
42	Total Support Services - Pupils	2100	288,766	23,925	7,904	6,366	0	0	0	0	326,961	319,205
43	SUPPORT SERVICES - INSTRUCTIONAL STAFF											
44	Improvement of Instruction Services	2210	83,748	22	2,257						86,027	81,838
45	Educational Media Services	2220	376,475	18,093	530	36,378	682				432,158	486,610
46	Assessment & Testing	2230			6,600	2,603					9,203	15,000
47	Total Support Services - Instructional Staff	2200	460,223	18,115	9,387	38,981	682	0	0	0	527,388	583,448
48	SUPPORT SERVICES - GENERAL ADMINISTRATION											
49	Board of Education Services	2310	2,750		151,705	9,437		21,123			185,015	202,950
50	Executive Administration Services	2320	236,954	37,551	6,571	4,189	9,296	7,713			302,274	303,400
51	Special Area Administration Services	2330									0	0
52	Tort Immunity Services	2360 - 2370									0	0
53	Total Support Services - General Administration	2300	239,704	37,551	158,276	13,626	9,296	28,836	0	0	487,289	506,350

STATEMENT OF EXPENDITURES DISBURSED/EXPENDITURES, BUDGET TO ACTUAL
FOR THE YEAR ENDING JUNE 30, 2014

1	A	B	C	D	E	F	G	H	I	J	K	L
2	Description	Funct #	(100) Salaries	(200) Employee Benefits	(300) Purchased Services	(400) Supplies & Materials	(500) Capital Outlay	(600) Other Objects	(700) Non-Capitalized Equipment	(800) Termination Benefits	(900) Total	Budget
54	SUPPORT SERVICES - SCHOOL ADMINISTRATION											
55	Office of the Principal Services	2410	507,020	90,977	5,686	2,656	408	2,966			609,713	600,500
56	Other Support Services - School Admin (Describe & Itemize)	2490									0	0
57	Total Support Services - School Administration	2400	507,020	90,977	5,686	2,656	408	2,966	0	0	609,713	600,500
58	SUPPORT SERVICES - BUSINESS											
59	Direction of Business Support Services	2510									0	0
60	Fiscal Services	2520	121,586	28,170	16,475	13,487	167	209			180,094	176,050
61	Operation & Maintenance of Plant Services	2540									0	0
62	Pupil Transportation Services	2550									0	0
63	Food Services	2560	9,713		1,691	160,746	303				172,453	238,500
64	Internal Services	2570									0	0
65	Total Support Services - Business	2500	131,299	28,170	18,166	174,233	470	209	0	0	352,547	414,550
66	SUPPORT SERVICES - CENTRAL											
67	Direction of Central Support Services	2610									0	0
68	Planning, Research, Development, & Evaluation Services	2620									0	0
69	Information Services	2630									0	0
70	Staff Services	2640									0	0
71	Data Processing Services	2660									0	0
72	Total Support Services - Central	2600	0	0	0	0	0	0	0	0	0	0
73	Other Support Services (Describe & Itemize)	2900									0	0
74	Total Support Services	2000	1,627,012	198,738	199,419	235,862	10,856	32,011	0	0	2,303,898	2,424,053
75	COMMUNITY SERVICES (ED)	3000	201,514	10,512		15,935	2,811				230,772	253,300
76	PAYMENTS TO OTHER DISTRICTS & GOVT UNITS (ED)											
77	PAYMENTS TO OTHER GOVT UNITS (IN-STATE)											
78	Payments for Regular Programs	4110									0	0
79	Payments for Special Education Programs	4120									0	0
80	Payments for Adult/Continuing Education Programs	4130									0	0
81	Payments for CTE Programs	4140									0	0
82	Payments for Community College Programs	4170									0	0
	Other Payments to In-State Govt. Units (Describe & Itemize)	4190									0	0
83											0	0
84	Total Payments to Dist & Other Govt Units (In-State)	4100			0			0			0	0
85	Payments for Regular Programs - Tuition	4210									0	0
86	Payments for Special Education Programs - Tuition	4220						454,726			454,726	321,000
87	Payments for Adult/Continuing Education Programs - Tuition	4230									0	0
88	Payments for CTE Programs - Tuition	4240									0	0
89	Payments for Community College Programs - Tuition	4270									0	0
90	Payments for Other Programs - Tuition	4280									0	0
91	Other Payments to In-State Govt Units	4290									0	0
92	Total Payments to Other District & Govt Units -Tuition (In State)	4200						454,726			454,726	321,000
93	Payments for Regular Programs - Transfers	4310									0	0
94	Payments for Special Education Programs - Transfers	4320									0	0
95	Payments for Adult/Continuing Ed Programs - Transfers	4330									0	0

STATEMENT OF EXPENDITURES DISBURSED/EXPENDITURES, BUDGET TO ACTUAL
FOR THE YEAR ENDING JUNE 30, 2014

1	A	B	C	D	E	F	G	H	I	J	K	L
2	Description	Funct #	(100) Salaries	(200) Employee Benefits	(300) Purchased Services	(400) Supplies & Materials	(500) Capital Outlay	(600) Other Objects	(700) Non-Capitalized Equipment	(800) Termination Benefits	(900) Total	Budget
96	Payments for CTE Programs - Transfers	4340									0	0
97	Payments for Community College Program - Transfers	4370									0	0
98	Payments for Other Programs - Transfers	4380									0	0
99	Other Payments to In-State Govt Units - Transfers	4390									0	0
100	Total Payments to Other District & Govt Units - Transfers (In-State)	4300			0			0			0	0
101	Payments to Other Dist & Govt Units (Out-of-State)	4400									0	0
102	Total Payments to Other District & Govt Units	4000			0			454,726			454,726	321,000
103	DEBT SERVICES (ED)											
104	DEBT SERVICES - INTEREST ON SHORT-TERM DEBT											
105	Tax Anticipation Warrants	5110									0	0
106	Tax Anticipation Notes	5120									0	0
107	Corporate Personal Prop. Repl. Tax Anticipation Notes	5130									0	0
108	State Aid Anticipation Certificates	5140									0	0
109	Other Interest on Short-Term Debt	5150									0	0
110	Total Interest on Short-Term Debt	5100						0			0	0
111	Debt Services - Interest on Long-Term Debt	5200									0	0
112	Total Debt Services	5000						0			0	0
113	PROVISIONS FOR CONTINGENCIES (ED)	6000										0
114	Total Direct Disbursements/Expenditures		7,486,757	798,074	255,869	474,753	36,075	789,084	0	0	9,840,612	10,242,412
115	Excess (Deficiency) of Receipts/Revenues Over Disbursements/Expenditures										797,736	
116												
117	20 - OPERATIONS & MAINTENANCE FUND (O&M)											
118	SUPPORT SERVICES (O&M)											
119	SUPPORT SERVICES - PUPILS											
120	Other Support Services - Pupils (Describe & Itemize)	2190									0	0
121	SUPPORT SERVICES - BUSINESS											
122	Direction of Business Support Services	2510									0	0
123	Facilities Acquisition & Construction Services	2530									0	0
124	Operation & Maintenance of Plant Services	2540	308,492	53,959	207,583	334,445	41,022	599			946,100	1,145,760
125	Pupil Transportation Services	2550									0	0
126	Food Services	2560									0	0
127	Total Support Services - Business	2500	308,492	53,959	207,583	334,445	41,022	599	0	0	946,100	1,145,760
128	Other Support Services (Describe & Itemize)	2900			23,111		144,965				168,076	0
129	Total Support Services	2000	308,492	53,959	230,694	334,445	185,987	599	0	0	1,114,176	1,145,760
130	COMMUNITY SERVICES (O&M)	3000									0	0
131	PAYMENTS TO OTHER DIST & GOVT UNITS (O&M)											
132	PAYMENTS TO OTHER GOVT UNITS (IN-STATE)											
133	Payments for Special Education Programs	4120									0	0
134	Payments for CTE Programs	4140									0	0
135	Other Payments to In-State Govt. Units (Describe & Itemize)	4190									0	0
136	Total Payments to Other Govt. Units (In-State)	4100			0			0			0	0
137	Payments to Other Govt. Units (Out of State)	4400									0	0
138	Total Payments to Other Dist & Govt Units	4000			0			0			0	0
139	DEBT SERVICES (O&M)	5000										
140	DEBT SERVICES - INTEREST ON SHORT-TERM DEBT											
141	Tax Anticipation Warrants	5110									0	0
142	Tax Anticipation Notes	5120									0	0

STATEMENT OF EXPENDITURES DISBURSED/EXPENDITURES, BUDGET TO ACTUAL
FOR THE YEAR ENDING JUNE 30, 2014

1	A	B	C	D	E	F	G	H	I	J	K	L
2	Description	Funct #	(100) Salaries	(200) Employee Benefits	(300) Purchased Services	(400) Supplies & Materials	(500) Capital Outlay	(600) Other Objects	(700) Non-Capitalized Equipment	(800) Termination Benefits	(900) Total	Budget
143	Corporate Personal Prop. Repl. Tax Anticipation Notes	5130									0	0
144	State Aid Anticipation Certificates	5140									0	0
145	Other Interest on Short-Term Debt (Describe & Itemize)	5150									0	0
146	Total Debt Service - Interest on Short-Term Debt	5100						0			0	0
147	DEBT SERVICE - INTERST ON LONG-TERM DEBT	5200									0	0
148	Total Debt Services	5000						0			0	0
149	PROVISIONS FOR CONTINGENCIES (O&M)	6000										0
150	Total Direct Disbursements/Expenditures		308,492	53,959	230,694	334,445	185,987	599	0	0	1,114,176	1,145,760
151	Excess (Deficiency) of Receipts/Revenues/Over Disbursements/										(6,288)	
152												
153	30 - DEBT SERVICES (DS)											
154	PAYMENTS TO OTHER DIST & GOVT UNITS (DS)	4000									0	0
155	DEBT SERVICES (DS)	5000										
156	DEBT SERVICES - INTEREST ON SHORT-TERM DEBT											
157	Tax Anticipation Warrants	5110									0	0
158	Tax Anticipation Notes	5120									0	0
159	Corporate Personal Prop. Repl. Tax Anticipation Notes	5130									0	0
160	State Aid Anticipation Certificates	5140									0	0
161	Other Interest on Short-Term Debt (Describe & Itemize)	5150									0	0
162	Total Debt Services - Interest On Short-Term Debt	5100						0			0	0
163	DEBT SERVICES - INTEREST ON LONG-TERM DEBT	5200						132,896			132,896	134,000
164	DEBT SERVICES - PAYMENTS OF PRINCIPAL ON LONG-TERM DEBT (Lease/Purchase Principal Retired) ¹¹	5300						1,025,000			1,025,000	1,025,000
165	DEBT SERVICES - OTHER (Describe & Itemize)	5400									0	0
166	Total Debt Services	5000						1,157,896			1,157,896	1,159,000
167	PROVISION FOR CONTINGENCIES (DS)	6000										0
168	Total Disbursements/ Expenditures				0			1,157,896			1,157,896	1,159,000
169	Excess (Deficiency) of Receipts/Revenues Over Disbursements/Expenditures										(138,848)	
170												
171	40 - TRANSPORTATION FUND (TR)											
172	SUPPORT SERVICES (TR)											
173	SUPPORT SERVICES - PUPILS											
174	Other Support Services - Pupils (Describe & Itemize)	2190									0	0
175	SUPPORT SERVICES - BUSINESS											
176	Pupil Transportation Services	2550	290,811	7,238	161,822	73,180	183,806	1,679			718,536	757,560
177	Other Support Services (Describe & Itemize)	2900									0	0
178	Total Support Services	2000	290,811	7,238	161,822	73,180	183,806	1,679	0	0	718,536	757,560
179	COMMUNITY SERVICES (TR)	3000									0	0
180	PAYMENTS TO OTHER DIST & GOVT UNITS (TR)											
181	PAYMENTS TO OTHER GOVT UNITS (IN-STATE)											
182	Payments for Regular Programs	4110									0	0
183	Payments for Special Education Programs	4120									0	0
184	Payments for Adult/Continuing Education Programs	4130									0	0
185	Payments for CTE Programs	4140									0	0
186	Payments for Community College Programs	4170									0	0
187	Other Payments to In-State Govt. Units (Describe & Itemize)	4190									0	0
188	Total Payments to Other Govt. Units (In-State)	4100			0			0			0	0

STATEMENT OF EXPENDITURES DISBURSED/EXPENDITURES, BUDGET TO ACTUAL
FOR THE YEAR ENDING JUNE 30, 2014

1	A	B	C	D	E	F	G	H	I	J	K	L
2	Description	Funct #	(100) Salaries	(200) Employee Benefits	(300) Purchased Services	(400) Supplies & Materials	(500) Capital Outlay	(600) Other Objects	(700) Non-Capitalized Equipment	(800) Termination Benefits	(900) Total	Budget
189	PAYMENTS TO OTHER GOVT UNITS (OUT-OF-STATE)	4400									0	0
190	Total Payments to Other Dist & Govt Units	4000			0			0			0	0
191	DEBT SERVICES (TR)											
192	DEBT SERVICE - INTEREST ON SHORT-TERM DEBT											
193	Tax Anticipation Warrants	5110									0	0
194	Tax Anticipation Notes	5120									0	0
195	Corporate Personal Prop. Repl. Tax Anticipation Notes	5130									0	0
196	State Aid Anticipation Certificates	5140									0	0
197	Other Interest on Short-Term Debt (Describe & Itemize)	5150									0	0
198	Total Debt Services - Interest On Short-Term Debt	5100						0			0	0
199	DEBT SERVICES - INTEREST ON LONG-TERM DEBT	5200									0	0
200	DEBT SERVICE - PAYMENTS OF PRINCIPAL ON LONG-TERM DEBT (Lease/Purchase Principal Retired) ¹¹	5300									0	0
201	DEBT SERVICES - OTHER (Describe & Itemize)	5400									0	0
202	Total Debt Services							0			0	0
203	PROVISION FOR CONTINGENCIES (TR)	6000										0
204	Total Disbursements/ Expenditures		290,811	7,238	161,822	73,180	183,806	1,679	0	0	718,536	757,560
205	Excess (Deficiency) of Receipts/Revenues Over Disbursements/Expenditures										(41,499)	
206												
207	50 - MUNICIPAL RETIREMENT/SOCIAL SECURITY FUND (MR/SS)											
208	INSTRUCTION (MR/SS)											
209	Regular Programs	1100		64,859							64,859	65,950
210	Pre-K Programs	1125									0	0
211	Special Education Programs (Functions 1200-1220)	1200		79,776							79,776	74,500
212	Special Education Programs - Pre-K	1225									0	3,520
213	Remedial and Supplemental Programs - K-12	1250		338							338	350
214	Remedial and Supplemental Programs - Pre-K	1275									0	0
215	Adult/Continuing Education Programs	1300									0	0
216	CTE Programs	1400									0	0
217	Interscholastic Programs	1500		2,712							2,712	2,400
218	Summer School Programs	1600		525							525	705
219	Gifted Programs	1650		171							171	215
220	Driver's Education Programs	1700									0	0
221	Bilingual Programs	1800		46							46	45
222	Truants' Alternative & Optional Programs	1900									0	0
223	Total Instruction	1000		148,427							148,427	147,685
224	SUPPORT SERVICES (MR/SS)	2000										
225	SUPPORT SERVICES - PUPILS											
226	Attendance & Social Work Services	2110		1,519							1,519	1,650
227	Guidance Services	2120									0	0
228	Health Services	2130		1,001							1,001	1,150
229	Psychological Services	2140									0	0
230	Speech Pathology & Audiology Services	2150		1,290							1,290	1,260
231	Other Support Services - Pupils (Describe & Itemize)	2190									0	0
232	Total Support Services - Pupils	2100		3,810							3,810	4,060
233	SUPPORT SERVICES - INSTRUCTIONAL STAFF											
234	Improvement of Instruction Services	2210		1,250							1,250	1,145
235	Educational Media Services	2220		29,566							29,566	30,750
236	Assessment & Testing	2230									0	0
237	Total Support Services - Instructional Staff	2200		30,816							30,816	31,895

STATEMENT OF EXPENDITURES DISBURSED/EXPENDITURES, BUDGET TO ACTUAL
FOR THE YEAR ENDING JUNE 30, 2014

1	A	B	C	D	E	F	G	H	I	J	K	L
2	Description	Funct #	(100) Salaries	(200) Employee Benefits	(300) Purchased Services	(400) Supplies & Materials	(500) Capital Outlay	(600) Other Objects	(700) Non-Capitalized Equipment	(800) Termination Benefits	(900) Total	Budget
238	SUPPORT SERVICES - GENERAL ADMINISTRATION											
239	Board of Education Services	2310		574							574	600
240	Executive Administration Services	2320		14,882							14,882	15,315
241	Service Area Administrative Services	2330									0	0
242	Claims Paid from Self Insurance Fund	2361									0	0
243	Workers' Compensation or Workers' Occupation Disease Acts Payments	2362									0	0
244	Unemployment Insurance Payments	2363									0	0
245	Insurance Payments (Regular or Self-Insurance)	2364									0	0
246	Risk Management and Claims Services Payments	2365									0	0
247	Judgment and Settlements	2366									0	0
248	Educational, Inspectional, Supervisory Services Related to Loss Prevention or Reduction	2367									0	0
249	Reciprocal Insurance Payments	2368									0	0
250	Legal Services	2369									0	0
251	Total Support Services - General Administration	2300		15,456							15,456	15,915
252	SUPPORT SERVICES - SCHOOL ADMINISTRATION											
253	Office of the Principal Services	2410		38,723							38,723	33,000
254	Other Support Services - School Administration (Describe & Itemize)	2490									0	0
255	Total Support Services - School Administration	2400		38,723							38,723	33,000
256	SUPPORT SERVICES - BUSINESS											
257	Direction of Business Support Services	2510									0	0
258	Fiscal Services	2520		25,861							25,861	26,900
259	Facilities Acquisition & Construction Services	2530									0	0
260	Operation & Maintenance of Plant Services	2540		62,611							62,611	61,000
261	Pupil Transportation Services	2550		60,644							60,644	56,400
262	Food Services	2560		1,069							1,069	1,350
263	Internal Services	2570									0	0
264	Total Support Services - Business	2500		150,185							150,185	145,650
265	SUPPORT SERVICES - CENTRAL											
266	Direction of Central Support Services	2610									0	0
267	Planning, Research, Development, & Evaluation Services	2620									0	0
268	Information Services	2630									0	0
269	Staff Services	2640									0	0
270	Data Processing Services	2660									0	0
271	Total Support Services - Central	2600		0							0	0
272	Other Support Services (Describe & Itemize)	2900									0	0
273	Total Support Services	2000		238,990							238,990	230,520
274	COMMUNITY SERVICES (MR/SS)	3000		41,509							41,509	42,000
275	PAYMENTS TO OTHER DIST & GOVT UNITS (MR/SS)											
276	Payments for Special Education Programs	4120									0	0
277	Payments for CTE Programs	4140									0	0
278	Total Payments to Other Dist & Govt Units	4000		0							0	0
279	DEBT SERVICES (MR/SS)											
280	DEBT SERVICE - INTEREST ON SHORT-TERM DEBT											
281	Tax Anticipation Warrants	5110									0	0
282	Tax Anticipation Notes	5120									0	0
283	Corporate Personal Prop. Repl. Tax Anticipation Notes	5130									0	0

STATEMENT OF EXPENDITURES DISBURSED/EXPENDITURES, BUDGET TO ACTUAL
FOR THE YEAR ENDING JUNE 30, 2014

1	A	B	C	D	E	F	G	H	I	J	K	L
2	Description	Funct #	(100) Salaries	(200) Employee Benefits	(300) Purchased Services	(400) Supplies & Materials	(500) Capital Outlay	(600) Other Objects	(700) Non-Capitalized Equipment	(800) Termination Benefits	(900) Total	Budget
284	State Aid Anticipation Certificates	5140									0	0
285	Other (Describe & Itemize)	5150									0	0
286	Total Debt Services - Interest	5000						0			0	0
287	PROVISION FOR CONTINGENCIES (MR/SS)	6000										0
288	Total Disbursements/Expenditures			428,926				0			428,926	420,205
289	Excess (Deficiency) of Receipts/Revenues Over Disbursements/Expenditures										(30,542)	
290	60 - CAPITAL PROJECTS (CP)											
291	SUPPORT SERVICES (CP)											
292	SUPPORT SERVICES - BUSINESS											
293	Facilities Acquisition and Construction Services	2530		3,200							3,200	40,000
294	Other Support Services (Describe & Itemize)	2900									0	0
295	Total Support Services	2000	0	3,200	0	0	0	0	0	0	3,200	40,000
296	PAYMENTS TO OTHER DIST & GOVT UNITS (CP)											
297	PAYMENTS TO OTHER GOVT UNITS (In-State)											
298	Payments to Other Govt Units (In-State)	4100									0	0
299	Payments for Special Education Programs	4120									0	0
300	Payments for CTE Programs	4140									0	0
301	Other Payments to In-State Govt. Units (Describe & Itemize)	4190									0	0
302	Total Payments to Other Dist & Govt Units	4000			0			0			0	0
303	PROVISION FOR CONTINGENCIES (S&C/CI)	6000										0
304	Total Disbursements/ Expenditures		0	3,200	0	0	0	0	0	0	3,200	40,000
305	Excess (Deficiency) of Receipts/Revenues Over Disbursements/Expenditures										(3,200)	
306	70 - WORKING CASH (WC)											
307	80 - TORT FUND (TF)											
308	SUPPORT SERVICES - GENERAL ADMINISTRATION											
309	CLAIMS PAID FROM SELF INSURANCE FUND											
310	Claims Paid from Self Insurance Fund	2361									0	0
311	Workers' Compensation or Workers' Occupation Disease Acts Payments	2362									0	0
312	Unemployment Insurance Payments	2363									0	0
313	Insurance Payments (Regular or Self-Insurance)	2364									0	0
314	Risk Management and Claims Services Payments	2365									0	0
315	Judgment and Settlements	2366									0	0
316	Educational, Inspectional, Supervisory Services Related to Loss Prevention or Reduction	2367									0	0
317	Reciprocal Insurance Payments	2368									0	0
318	Legal Services	2369									0	0
319	Property Insurance (Buildings & Grounds)	2371									0	0
320	Vehicle Insurance (Transportation)	2372									0	0
321	Total Support Services - General Administration	2000	0	0	0	0	0	0	0	0	0	0
322	DEBT SERVICES (TF)	5000										
323	DEBT SERVICES - INTEREST ON SHORT-TERM DEBT											
324	Tax Anticipation Warrants	5110									0	0
325	Corporate Personal Prop. Repl. Tax Anticipation Notes	5130									0	0

STATEMENT OF EXPENDITURES DISBURSED/EXPENDITURES, BUDGET TO ACTUAL
FOR THE YEAR ENDING JUNE 30, 2014

1	A	B	C	D	E	F	G	H	I	J	K	L
2	Description	Funct #	(100) Salaries	(200) Employee Benefits	(300) Purchased Services	(400) Supplies & Materials	(500) Capital Outlay	(600) Other Objects	(700) Non-Capitalized Equipment	(800) Termination Benefits	(900) Total	Budget
328	Other Interest or Short-Term Debt	5150									0	0
329	Total Debt Services - Interest on Short-Term Debt	5000						0			0	0
330	PROVISIONS FOR CONTINGENCIES (TF)	6000										0
331	Total Disbursements/Expenditures		0	0	0	0	0	0	0	0	0	0
332	Excess (Deficiency) of Receipts/Revenues Over Disbursements/Expenditures										0	
333												
334	90 - FIRE PREVENTION & SAFETY FUND (FP&S)											
335	SUPPORT SERVICES (FP&S)											
336	SUPPORT SERVICES - BUSINESS											
337	Facilities Acquisition & Construction Services	2530									0	0
338	Operation & Maintenance of Plant Services	2540									0	0
339	Total Support Services - Business	2500	0	0	0	0	0	0	0	0	0	0
340	Other Support Services (Describe & Itemize)	2900									0	0
341	Total Support Services	2000	0	0	0	0	0	0	0	0	0	0
342	PAYMENTS TO OTHER DIST & GOVT UNITS (FP&S)											
343	Other Payments to In-State Govt. Units (Describe & Itemize)	4190									0	0
344	Total Payments to Other Dist & Govt Units	4000						0			0	0
345	DEBT SERVICES (FP&S)											
346	DEBT SERVICES- INTEREST ON SHORT-TERM DEBT											
347	Tax Anticipation Warrants	5110									0	0
348	Other Interest on Short-Term Debt (Describe & Itemize)	5150									0	0
349	Total Debt Service - Interest on Short-Term Debt	5100						0			0	0
350	DEBT SERVICES - INTEREST ON LONG-TERM DEBT	5200									0	0
351	Debt Service - Payments of Principal on Long-Term Debt (Lease/Purchase Principal Retired)	5300									0	0
352	Total Debt Service	5000						0			0	0
353	PROVISION FOR CONTINGENCIES (FP&S)	6000										0
354	Total Disbursements/Expenditures		0	0	0	0	0	0	0	0	0	0
355	Excess (Deficiency) of Receipts/Revenues Over Disbursements/Expenditures										0	

FEDERAL STIMULUS - AMERICAN RECOVERY AND REINVESTMENT ACT (ARRA) of 2009
(Detailed Schedule of Receipts and Disbursements)

	A	B	C	D	E	F	G	H	I	J	K	L
1	<i>District's Accounting Basis is CASH</i>		---RECEIPTS---	---DISBURSEMENTS---								
2				(100)	(200)	(300)	(400)	(500)	(600)	(700)	(800)	(900)
3	ARRA Revenue Source Code	Acct #	ARRA Receipts	Salaries	Employee Benefits	Purchased Services	Supplies & Materials	Capital Outlay	Other	Non-Capitalized Equipment	Termination Benefits	Total Expenditures
4	Beginning Balance July 1, 2013											
5	ARRA - General State Aid	4850	0									0
6	ARRA - Title I Low Income	4851	0									0
7	ARRA - Title I Neglected - Private	4852	0									0
8	ARRA - Title I Delinquent - Private	4853	0									0
9	ARRA - Title I School Improvement (Part A)	4854	0									0
10	ARRA - Title I School Improvement (Section 1003g)	4855	0									0
11	ARRA - IDEA Part B Preschool	4856	0									0
12	ARRA - IDEA Part B Flow Through	4857	0									0
13	ARRA - Title II D Technology Formula	4860	0									0
14	ARRA - Title II D Technology Competitive	4861	0									0
15	ARRA - McKenney - Vento Homeless Education	4862	0									0
16	ARRA - Child Nutrition Equipment Assistance	4863	0									0
17	Impact Aid Construction Formula	4864	0									0
18	Impact Aid Construction Competitive	4865	0									0
19	QZAB Tax Credits	4866	0									0
20	QSCB Tax Credits	4867	0									0
21	Build America Bonds Tax Credits	4868	0									0
22	Build America Bonds Interest Reimbursement	4869	0									0
23	ARRA - General State Aid - Other Govt Services Stabilization	4870	0									0
24	ARRA - Other II	4871	0									0
25	ARRA - Other III	4872	0									0
26	ARRA - Other IV	4873	0									0
27	ARRA - Other V	4874	0									0
28	ARRA - Early Childhood	4875	0									0
29	ARRA - Other VII	4876	0									0
30	ARRA - Other VIII	4877	0									0
31	ARRA - Other IX	4878	0									0
32	ARRA - Other X	4879	0									0
33	ARRA - Other XI	4880	0									0
34	Total ARRA Programs		0	0	0	0	0	0	0	0		0
35	Ending Balance June 30, 2014		0									
36	<p>1. Were any funds from the State Fiscal Stabilization Fund Program (SFSF) General State-Aid Accounts 4850, line 5 & 4870, line 23 used for the following non-allowable purposes:</p> <p><input type="checkbox"/> Payments of maintenance costs;</p> <p><input type="checkbox"/> Stadiums or other facilities used for athletic contests, exhibitions or other events for which admission is charged to the general public;</p> <p><input type="checkbox"/> Purchase or upgrade of vehicles;</p> <p><input type="checkbox"/> Improvements of stand-alone facilities whose purpose is not the education of children such as central office administrative buildings;</p> <p><input type="checkbox"/> Financial assistance to students to attend private elementary or secondary schools unless the funds are used to provide special education and related services to children with disabilities as authorized by the IDEA Act;</p> <p><input type="checkbox"/> School modernization, renovation, or repair that is inconsistent with State Law.</p> <p>2. If any above boxes are checked provide the total amount of questioned costs and provide an explanation below: _____</p> <div style="border: 1px solid black; height: 100px; width: 100%; margin-top: 10px;"></div>											
37												
38												
39												
40												
41												
42												
43												
44												
45												
46												
47												
48												
49												
50												
51												
52												
53												
54												
55												
56												

	A	B	C	D	E	F
1	SCHEDULE OF AD VALOREM TAX RECEIPTS					
2	Description	Taxes Received 7-1-13 Thru 6-30-14 (from 2012 Levy & Prior Levies) *	Taxes Received (from the 2013 Levy)	Taxes Received (from 2012 & Prior Levies)	Total Estimated Taxes (from the 2013 Levy)	Estimated Taxes Due (from the 2013 Levy)
3				(Column B - C)		(Column E - C)
4	Educational	8,557,548	4,272,980	4,284,568	8,632,645	4,359,665
5	Operations & Maintenance	973,014	461,823	511,191	933,015	471,192
6	Debt Services **	1,018,615	506,933	511,682	1,024,151	517,218
7	Transportation	397,593	187,811	209,782	379,432	191,621
8	Municipal Retirement	151,722	77,045	74,677	155,653	78,608
9	Capital Improvements	0		0		0
10	Working Cash	123,226	72,132	51,094	145,727	73,595
11	Tort Immunity	0		0		0
12	Fire Prevention & Safety	0		0		0
13	Leasing Levy	0		0		0
14	Special Education	0		0		0
15	Area Vocational Construction	0		0		0
16	Social Security/Medicare Only	246,640	125,282	121,358	253,105	127,823
17	Summer School	0		0		0
18	Other (Describe & Itemize)	0		0		0
19	Totals	11,468,358	5,704,006	5,764,352	11,523,728	5,819,722
20						
21	* The formulas in column B are unprotected to be overridden when reporting on a ACCRUAL basis.					
22	** All tax receipts for debt service payments on bonds must be recorded on line 6 (Debt Services).					

	A	B	C	D	E	F	G	H	I	J	
1	SCHEDULE OF SHORT-TERM DEBT										
2	Description	Outstanding Beginning 07/01/13	Issued 07/01/13 Through 06/30/14	Retired 07/01/13 Through 06/30/14	Outstanding Ending 06/30/14						
3	CORPORATE PERSONAL PROPERTY REPLACEMENT TAX ANTICIPATION NOTES (CPPRT)										
4	Total CPPRT Notes				0						
5	TAX ANTICIPATION WARRANTS (TAW)										
6	Educational Fund				0						
7	Operations & Maintenance Fund				0						
8	Debt Services - Construction				0						
9	Debt Services - Working Cash				0						
10	Debt Services - Refunding Bonds				0						
11	Transportation Fund				0						
12	Municipal Retirement/Social Security Fund				0						
13	Fire Prevention & Safety Fund				0						
14	Other - (Describe & Itemize)				0						
15	Total TAWs	0	0	0	0						
16	TAX ANTICIPATION NOTES (TAN)										
17	Educational Fund				0						
18	Operations & Maintenance Fund				0						
19	Fire Prevention & Safety Fund				0						
20	Other - (Describe & Itemize)				0						
21	Total TANs	0	0	0	0						
22	TEACHERS/EMPLOYEES' ORDERS (T/EO)										
23	Total T/EOs (Educational, Operations & Maintenance, & Transportation Funds)				0						
24	GENERAL STATE-AID ANTICIPATION CERTIFICATES (GSAAC)										
25	Total GSAACs (All Funds)				0						
26	OTHER SHORT-TERM BORROWING										
27	Total Other Short-Term Borrowing (Describe & Itemize)				0						
28											
29	SCHEDULE OF LONG-TERM DEBT										
30	Identification or Name of Issue	Date of Issue (mm/dd/yy)	Amount of Original Issue	Type of Issue *	Outstanding 07/1/13	Issued 7/1/13 thru 6/30/14	Any differences described and itemized	Retired 7/1/13 thru 6/30/14	Outstanding 6/30/14	Amount to be Provided for Payment on Long-Term Debt	
31									0	2,217,962	
32	Series 2003	05/01/03	1,140,000	7	510,000			100,000	410,000		
33	Series 2007 refunding	03/14/07	5,330,000	3	615,000			295,000	320,000		
34	Series 2010	03/18/10	1,500,000	7	1,500,000			0	1,500,000		
35	Series 2010 Refunding	03/18/10	1,900,000	3	1,285,000			630,000	655,000		
36									0		
37									0		
38									0		
39									0		
40									0		
41									0		
42									0		
43									0		
44									0		
45									0		
46									0		
47									0		
48									0		
49			9,870,000		3,910,000	0	0	1,025,000	2,885,000	2,217,962	
50											
51	* Each type of debt issued must be identified separately with the amount:										
52	1. Working Cash Fund Bonds	4. Fire Prevent, Safety, Environmental and Energy Bonds	7. Other	General Obligation Bonds							
53	2. Funding Bonds	5. Tort Judgment Bonds	8. Other	Debt Certificates							
54	3. Refunding Bonds	6. Building Bonds	9. Other								
55											

**Schedule of Restricted Local Tax Levies and Selected Revenues Sources
Schedule of Tort Immunity Expenditures**

	A	B	C	D	E	F	G	H	I	J	K	L	M	
1	SCHEDULE OF RESTRICTED LOCAL TAX LEVIES AND SELECTED REVENUE SOURCES													
2	Description					Account No	Tort Immunity ^a	Special Education	Area Vocational Construction	School Facility Occupation Taxes ^b	Driver Education			
3	Cash Basis Fund Balance as of July 1, 2013													
4	RECEIPTS:													
5	Ad Valorem Taxes Received by District					10, 20, 40 or 50-1100								
6	Earnings on Investments					10, 20, 40, 50 or 60-1500								
7	Drivers' Education Fees					10-1970								
8	School Facility Occupation Tax Proceeds					30 or 60-1983								
9	Driver Education					10 or 20-3370								
10	Other Receipts (Describe & Itemize on tab "Itemization 32")					--								
11	Sale of Bonds					10, 20, 40 or 60-7200								
12	Total Receipts						0	0	0	0	0			
13	DISBURSEMENTS:													
14	Instruction					10 or 50-1000								
15	Facilities Acquisition & Construction Services					20 or 60-2530								
16	Tort Immunity Services					10, 20, 40-2360-2370								
17	DEBT SERVICE													
18	Debt Services - Interest on Long-Term Debt					30-5200								
19	Debt Services - Payments of Principal on Long-Term Debt (Lease/Purchase Principal Retired)					30-5300								
20	Debt Services Other (Describe & Itemize on tab "Itemization 32")					30-5400								
21	Total Debt Services									0				
22	Other Disbursements (Describe & Itemize on tab "Itemization 32")					--								
23	Total Disbursements						0	0	0	0	0			
24	Ending Cash Basis Fund Balance as of June 30, 2014						0	0	0	0	0			
25	Reserved Fund Balance					714								
26	Unreserved Fund Balance					730	0	0	0	0	0			
27														
28	SCHEDULE OF TORT IMMUNITY EXPENDITURES ^a													
30	Yes <input type="checkbox"/> No <input type="checkbox"/> Has the entity established an insurance reserve pursuant to 745 ILCS 10/9-103?													
31	If yes, list in the aggregate the following:													
32												Total Claims Payments:		
33												Total Reserve Remaining:		
34	Using the following categories, list all other Tort Immunity expenditures <u>not</u> included in line 30 above. Include the total dollar amount for each category.													
35	Expenditures:													
36	Workers' Compensation Act and/or Workers' Occupational Disease Act						29,235							
37	Unemployment Insurance Act													
38	Insurance (Regular or Self-Insurance)						32,369							
39	Risk Management and Claims Service													
40	Judgments/Settlements													
41	Educational, Inspectional, Supervisory Services Related to Loss Prevention and/or Reduction						327,606							
42	Reciprocal Insurance Payments (Insurance Code 72, 76, and 81)													
43	Legal Services													
44	Principal and Interest on Tort Bonds													
46	^a Schedules for Tort Immunity are to be completed only if expenditures have been reported in any fund other than the Tort Immunity Fund (80) during the fiscal year as a result of existing (restricted) fund balances in those other funds that are being spent down. Cell G6 above should include interest earnings only from these restricted tort immunity monies and only if reported in a fund other than Tort Immunity Fund (80).													
47														
48	^b 55 ILCS 5/5-1006.7													

	A	B	C	D	E	F	G	H	I	J	K	L
1												
2												
3	Schedule of Capital Outlay and Depreciation											
4	Description of Assets	Acct #	Cost 7-1-13	Add: Additions 2013-14	Less: Deletions 2013-14	Cost 6-30-14	Life In Years	Accumulated Depreciation 7-1-13	Add: Depreciation Allowable 2013-14	Less: Depreciation Deletions 2013-14	Accumulated Depreciation 6-30-14	Balance Undepreciated 6-30-14
5	Works of Art & Historical Treasures	210				0					0	0
6	Land	220										
7	Non-Depreciable Land	221	329,076	0	0	329,076						329,076
8	Depreciable Land	222	0	0	0	0	50				0	0
9	Buildings	230										
10	Permanent Buildings	231	16,239,495	0	0	16,239,495	50				0	16,239,495
11	Temporary Buildings	232	0	0	0	0	25				0	0
12	Improvements Other than Buildings (Infrastructure)	240	626,874	0	0	626,874	20				0	626,874
13	Capitalized Equipment	250										
14	10 Yr Schedule	251	1,177,298	0	0	1,177,298	10				0	1,177,298
15	5 Yr Schedule	252	2,852,191	103,118	0	2,955,309	5				0	2,955,309
16	3 Yr Schedule	253				0	3				0	0
17	Construction in Progress	260				0	--					0
18	Total Capital Assets	200	21,224,934	103,118	0	21,328,052		0	0	0	0	21,328,052
19	Non-Capitalized Equipment	700				0	10		0			
20	Allowable Depreciation								0			

	A	B	C	D	E	F
1	ESTIMATED OPERATING EXPENSE PER PUPIL (OEPP)/PER CAPITA TUITION CHARGE (PCTC) COMPUTATIONS (2013-14)					
2	<i>This schedule is completed for school districts only.</i>					
3						
4	Fund	Sheet Row	ACCOUNT NO - TITLE			Amount
5						
6	OPERATING EXPENSE PER PUPIL					
7	EXPENDITURES:					
8	ED	Expenditures 15-22, L113	Total Expenditures		\$	9,840,612
9	O&M	Expenditures 15-22, L149	Total Expenditures			1,114,176
10	DS	Expenditures 15-22, L167	Total Expenditures			1,157,896
11	TR	Expenditures 15-22, L203	Total Expenditures			718,536
12	MR/SS	Expenditures 15-22, L287	Total Expenditures			428,926
13	TORT	Expenditures 15-22, L330	Total Expenditures			0
14						
15			Total Expenditures		\$	13,260,146
16	LESS RECEIPTS/REVENUES OR DISBURSEMENTS/EXPENDITURES NOT APPLICABLE TO THE REGULAR K-12 PROGRAM:					
17						
18	TR	Revenues 9-14, L43, Col F	1412 Regular - Transp Fees from Other Districts (In State)		\$	0
19	TR	Revenues 9-14, L47, Col F	1421 Summer Sch - Transp. Fees from Pupils or Parents (In State)			0
20	TR	Revenues 9-14, L48, Col F	1422 Summer Sch - Transp. Fees from Other Districts (In State)			0
21	TR	Revenues 9-14, L49, Col F	1423 Summer Sch - Transp. Fees from Other Sources (In State)			0
22	TR	Revenues 9-14, L50 Col F	1424 Summer Sch - Transp. Fees from Other Sources (Out of State)			0
23	TR	Revenues 9-14, L52, Col F	1432 CTE - Transp Fees from Other Districts (In State)			0
24	TR	Revenues 9-14, L56, Col F	1442 Special Ed - Transp Fees from Other Districts (In State)			0
25	TR	Revenues 9-14, L59, Col F	1451 Adult - Transp Fees from Pupils or Parents (In State)			0
26	TR	Revenues 9-14, L60, Col F	1452 Adult - Transp Fees from Other Districts (In State)			0
27	TR	Revenues 9-14, L61, Col F	1453 Adult - Transp Fees from Other Sources (In State)			0
28	TR	Revenues 9-14, L62, Col F	1454 Adult - Transp Fees from Other Sources (Out of State)			0
29	O&M	Revenues 9-14, L148, Col D	3410 Adult Ed (from ICCB)			0
30	O&M-TR	Revenues 9-14, L149, Col D & F	3499 Adult Ed - Other (Describe & Itemize)			0
31	O&M-TR	Revenues 9-14, L218, Col D,F	4600 Fed - Spec Education - Preschool Flow-Through			0
32	O&M-TR	Revenues 9-14, L219, Col D,F	4605 Fed - Spec Education - Preschool Discretionary			0
33	O&M	Revenues 9-14, L229, Col D	4810 Federal - Adult Education			0
34	ED	Expenditures 15-22, L6, Col K - (G+I)	1125 Pre-K Programs			0
35	ED	Expenditures 15-22, L8, Col K - (G+I)	1225 Special Education Programs Pre-K			72,062
36	ED	Expenditures 15-22, L10, Col K - (G+I)	1275 Remedial and Supplemental Programs Pre-K			0
37	ED	Expenditures 15-22, L11, Col K - (G+I)	1300 Adult/Continuing Education Programs			0
38	ED	Expenditures 15-22, L14, Col K - (G+I)	1600 Summer School Programs			17,097
39	ED	Expenditures 15-22, L19, Col K	1910 Pre-K Programs - Private Tuition			0
40	ED	Expenditures 15-22, L20, Col K	1911 Regular K-12 Programs - Private Tuition			0
41	ED	Expenditures 15-22, L21, Col K	1912 Special Education Programs K-12 - Private Tuition			0
42	ED	Expenditures 15-22, L22, Col K	1913 Special Education Programs Pre-K - Tuition			0
43	ED	Expenditures 15-22, L23, Col K	1914 Remedial/Supplemental Programs K-12 - Private Tuition			0
44	ED	Expenditures 15-22, L24, Col K	1915 Remedial/Supplemental Programs Pre-K - Private Tuition			0
45	ED	Expenditures 15-22, L25, Col K	1916 Adult/Continuing Education Programs - Private Tuition			0
46	ED	Expenditures 15-22, L26, Col K	1917 CTE Programs - Private Tuition			0
47	ED	Expenditures 15-22, L27, Col K	1918 Interscholastic Programs - Private Tuition			0
48	ED	Expenditures 15-22, L28, Col K	1919 Summer School Programs - Private Tuition			0
49	ED	Expenditures 15-22, L29, Col K	1920 Gifted Programs - Private Tuition			0
50	ED	Expenditures 15-22, L30, Col K	1921 Bilingual Programs - Private Tuition			0
51	ED	Expenditures 15-22, L31, Col K	1922 Truants Alternative/Optional Ed Progs - Private Tuition			0
52	ED	Expenditures 15-22, L74, Col K - (G+I)	3000 Community Services			227,961
53	ED	Expenditures 15-22, L101, Col K	4000 Total Payments to Other District & Govt Units			454,726
54	ED	Expenditures 15-22, L113, Col G	- Capital Outlay			36,075
55	ED	Expenditures 15-22, L113, Col I	- Non-Capitalized Equipment			0
56	O&M	Expenditures 15-22, L129, Col K - (G+I)	3000 Community Services			0
57	O&M	Expenditures 15-22, L137, Col K	4000 Total Payments to Other Dist & Govt Units			0
58	O&M	Expenditures 15-22, L149, Col G	- Capital Outlay			185,987
59	O&M	Expenditures 15-22, L149, Col I	- Non-Capitalized Equipment			0
60	DS	Expenditures 15-22, L153, Col K	4000 Payments to Other Dist & Govt Units			0
61	DS	Expenditures 15-22, L163, Col K	5300 Debt Service - Payments of Principal on Long-Term Debt			1,025,000
62	TR	Expenditures 15-22, L178, Col K - (G+I)	3000 Community Services			0
63	TR	Expenditures 15-22, L189, Col K	4000 Total Payments to Other Dist & Govt Units			0
64	TR	Expenditures 15-22, L199, Col K	5300 Debt Service - Payments of Principal on Long-Term Debt			0
65	TR	Expenditures 15-22, L203, Col G	- Capital Outlay			183,806
66	TR	Expenditures 15-22, L203, Col I	- Non-Capitalized Equipment			0
67	MR/SS	Expenditures 15-22, L209, Col K	1125 Pre-K Programs			0
68	MR/SS	Expenditures 15-22, L211, Col K	1225 Special Education Programs - Pre-K			0
69	MR/SS	Expenditures 15-22, L213, Col K	1275 Remedial and Supplemental Programs - Pre-K			0
70	MR/SS	Expenditures 15-22, L214, Col K	1300 Adult/Continuing Education Programs			0
71	MR/SS	Expenditures 15-22, L217, Col K	1600 Summer School Programs			525
72	MR/SS	Expenditures 15-22, L273, Col K	3000 Community Services			41,509
73	MR/SS	Expenditures 15-22, L277, Col K	4000 Total Payments to Other Dist & Govt Units			0
74						
75			Total Deductions		\$	2,244,748
76			Total Operating Expenses (Regular K-12)			11,015,398
77			9 Mo ADA (See the General State Aid Claim for 2013-2014 (ISBE 54-33, L12)			968.39
78			Estimated OEPP *		\$	11,374.96
79						

	A	B	C	D	E	F
1	ESTIMATED OPERATING EXPENSE PER PUPIL (OEPP)/PER CAPITA TUITION CHARGE (PCTC) COMPUTATIONS (2013-14)					
2	<i>This schedule is completed for school districts only.</i>					
3						
4	Fund	Sheet, Row	ACCOUNT NO - TITLE			Amount
5						
80	PER CAPITA TUITION CHARGE					
81						
82	LESS OFFSETTING RECEIPTS/REVENUES:					
83	TR	Revenues 9-14, L42, Col F	1411	Regular -Transp Fees from Pupils or Parents (In State)	\$	0
84	TR	Revenues 9-14, L44, Col F	1413	Regular - Transp Fees from Other Sources (In State)		0
85	TR	Revenues 9-14, L45, Col F	1415	Regular - Transp Fees from Co-curricular Activities (In State)		0
86	TR	Revenues 9-14, L46, Col F	1416	Regular Transp Fees from Other Sources (Out of State)		0
87	TR	Revenues 9-14, L51, Col F	1431	CTE - Transp Fees from Pupils or Parents (In State)		0
88	TR	Revenues 9-14, L53, Col F	1433	CTE - Transp Fees from Other Sources (In State)		0
89	TR	Revenues 9-14, L54, Col F	1434	CTE - Transp Fees from Other Sources (Out of State)		0
90	TR	Revenues 9-14, L55, Col F	1441	Special Ed - Transp Fees from Pupils or Parents (In State)		0
91	TR	Revenues 9-14, L57, Col F	1443	Special Ed - Transp Fees from Other Sources (In State)		0
92	TR	Revenues 9-14, L58, Col F	1444	Special Ed - Transp Fees from Other Sources (Out of State)		0
93	ED	Revenues 9-14, L75, Col C	1600	Total Food Service		144,824
94	ED-O&M	Revenues 9-14, L82, Col C,D	1700	Total District/School Activity Income		22,580
95	ED	Revenues 9-14, L84, Col C	1811	Rentals - Regular Textbooks		0
96	ED	Revenues 9-14, L87, Col C	1819	Rentals - Other (Describe & Itemize)		0
97	ED	Revenues 9-14, L88, Col C	1821	Sales - Regular Textbooks		87,511
98	ED	Revenues 9-14, L91, Col C	1829	Sales - Other (Describe & Itemize)		0
99	ED	Revenues 9-14, L92, Col C	1890	Other (Describe & Itemize)		0
100	ED-O&M	Revenues 9-14, L95, Col C,D	1910	Rentals		112,294
101	ED-O&M-TR	Revenues 9-14, L98, Col C,D,F	1940	Services Provided Other Districts		0
102	ED-O&M-DS-TR-MR/SS	Revenues 9-14, L104, Col C,D,E,F,G	1991	Payment from Other Districts		184,597
103	ED	Revenues 9-14, L106, Col C	1993	Other Local Fees (Describe & Itemize)		0
104	ED-O&M-TR	Revenues 9-14, L131, Col C,D,F	3100	Total Special Education		455,301
105	ED-O&M-MR/SS	Revenues 9-14, L140, Col C,D,G	3200	Total Career and Technical Education		0
106	ED-MR/SS	Revenues 9-14, L144, Col C,G	3300	Total Bilingual Ed		2,828
107	ED	Revenues 9-14, L145, Col C	3360	State Free Lunch & Breakfast		426
108	ED-O&M-MR/SS	Revenues 9-14, L146, Col C,D,G	3365	School Breakfast Initiative		0
109	ED-O&M	Revenues 9-14, L147, Col C,D	3370	Driver Education		0
110	ED-O&M-TR-MR/SS	Revenues 9-14, L154, Col C,D,F,G	3500	Total Transportation		279,444
111	ED	Revenues 9-14, L155, Col C	3610	Learning Improvement - Change Grants		0
112	ED-O&M-TR-MR/SS	Revenues 9-14, L156, Col C,D,F,G	3660	Scientific Literacy		0
113	ED-TR-MR/SS	Revenues 9-14, L157, Col C,F,G	3695	Truant Alternative/Optional Education		0
114	ED-TR-MR/SS	Revenues 9-14, L159, Col C,F,G	3715	Reading Improvement Block Grant		0
115	ED-TR-MR/SS	Revenues 9-14, L160, Col C,F,G	3720	Reading Improvement Block Grant - Reading Recovery		0
116	ED-TR-MR/SS	Revenues 9-14, L161, Col C,F,G	3725	Continued Reading Improvement Block Grant		0
117	ED-TR-MR/SS	Revenues 9-14, L162, Col C,F,G	3726	Continued Reading Improvement Block Grant (2% Set Aside)		0
118	ED-O&M-TR-MR/SS	Revenues 9-14, L163, Col C,D,F,G	3766	Chicago General Education Block Grant		0
119	ED-O&M-TR-MR/SS	Revenues 9-14, L164, Col C,D,F,G	3767	Chicago Educational Services Block Grant		0
120	ED-O&M-DS-TR-MR/SS	Revenues 9-14, L165, Col C,D,E,F,G	3775	School Safety & Educational Improvement Block Grant		0
121	ED-O&M-DS-TR-MR/SS	Revenues 9-14, L166, Col C,D,E,F,G	3780	Technology - Learning Technology Centers		0
122	ED-TR	Revenues 9-14, L167, Col C,F	3815	State Charter Schools		0
123	O&M	Revenues 9-14, L170, Col D	3925	School Infrastructure - Maintenance Projects		0
124	ED-O&M-DS-TR-MR/SS-Tort	Revenues 9-14, L171, Col C-G,J	3999	Other Restricted Revenue from State Sources		0
125	ED	Revenues 9-14, L180, Col C	4045	Head Start (Subtract)		0
126	ED-O&M-TR-MR/SS	Revenues 9-14, L184, Col C,D,F,G	-	Total Restricted Grants-In-Aid Received Directly from Federal Govt		0
127	ED-O&M-TR-MR/SS	Revenues 9-14, L191, Col C,D,F,G	-	Total Title V		0
128	ED-MR/SS	Revenues 9-14, L201, Col C,G	-	Total Food Service		50,500
129	ED-O&M-TR-MR/SS	Revenues 9-14, L211, Col C,D,F,G	-	Total Title I		62,834
130	ED-O&M-TR-MR/SS	Revenues 9-14, L216, Col C,D,F,G	-	Total Title IV		0
131	ED-O&M-TR-MR/SS	Revenues 9-14, L220, Col C,D,F,G	4620	Fed - Spec Education - IDEA - Flow Through/Low Incidence		398,994
132	ED-O&M-TR-MR/SS	Revenues 9-14, L221, Col C,D,F,G	4625	Fed - Spec Education - IDEA - Room & Board		0
133	ED-O&M-TR-MR/SS	Revenues 9-14, L222, Col C,D,F,G	4630	Fed - Spec Education - IDEA - Discretionary		0
134	ED-O&M-TR-MR/SS	Revenues 9-14, L223, Col C,D,F,G	4699	Fed - Spec Education - IDEA - Other (Describe & Itemize)		0
135	ED-O&M-MR/SS	Revenues 9-14, L228, Col C,D,G	4700	Total CTE - Perkins		0
160	ED-O&M-DS-TR-MR/SS-Tort	Revenue Adjustments within range of C231 thru J258	4800	Total ARRA Program Adjustments		0
161	ED	Revenues 9-14, L260, Col C	4901	Race to the Top		0
162	ED,O&M,MR/SS	Revenues 9-14, L261, Col C,D,G	4904	Advanced Placement Fee/International Baccalaureate		0
163	ED-TR-MR/SS	Revenues 9-14, L262, Col C,F,G	4905	Emergency Immigrant Assistance		0
164	ED-TR-MR/SS	Revenues 9-14, L263, Col C,F,G	4909	Title III - English Language Acquisition		0
165	ED-TR-MR/SS	Revenues 9-14, L264, Col C,F,G	4910	Learn & Serve America		0
166	ED-O&M-TR-MR/SS	Revenues 9-14, L265, Col C,D,F,G	4920	McKinney Education for Homeless Children		0
167	ED-O&M-TR-MR/SS	Revenues 9-14, L266, Col C,D,F,G	4930	Title II - Eisenhower Professional Development Formula		0
168	ED-O&M-TR-MR/SS	Revenues 9-14, L267, Col C,D,F,G	4932	Title II - Teacher Quality		4,614
169	ED-O&M-TR-MR/SS	Revenues 9-14, L268, Col C,D,F,G	4960	Federal Charter Schools		0
170	ED-O&M-TR-MR/SS	Revenues 9-14, L269, Col C,D,F,G	4991	Medicaid Matching Funds - Administrative Outreach		7,602
171	ED-O&M-TR-MR/SS	Revenues 9-14, L270, Col C,D,F,G	4992	Medicaid Matching Funds - Fee-for-Service Program		26,990
172	ED-O&M-TR-MR/SS	Revenues 9-14, L271, Col C,D,F,G	4998	Other Restricted Revenue from Federal Sources (Describe & Itemize)		0
173						
174	Total Allowance for PCTC Computation				\$	1,841,339
175	Net Operating Expense for PCTC Computation					9,174,059
176	Total Depreciation Allowance (from page 27, Col I)					0
177	Total Allowance for PCTC Computation					9,174,059
178	9 Mo ADA					968.39
179	Total Estimated PCTC *				\$	9,473.52
180						
181						
182	* The total OEPP/PCTC may change based on the data provided. The final amounts will be calculated by ISBE					

ESTIMATED INDIRECT COST DATA

	A	B	C	D	E	F	G	H
1	ESTIMATED INDIRECT COST RATE DATA							
2	SECTION I							
3	Financial Data To Assist Indirect Cost Rate Determination							
4	<i>(Source document for the computation of the Indirect Cost Rate is found in the "Expenditures 15-22" tab.)</i>							
5	ALL OBJECTS EXCLUDE CAPITAL OUTLAY. With the exception of line 11, enter the disbursements/expenditures included within the following functions charged directly to and reimbursed from federal grant programs. Also, include all amounts paid to or for other employees within each function that work with specific federal grant programs in the same capacity as those charged to and reimbursed from the same federal grant programs. For example, if a district received funding for a Title I clerk, all other salaries for Title I clerks performing like duties in that function must be included. Include any benefits and/or purchased services paid on or to persons whose salaries are classified as direct costs in the function listed.							
6	Support Services - Direct Costs (1-2000) and (5-2000)							
7	Direction of Business Support Services (1-2510) and (5-2510)							
8	Fiscal Services (1-2520) and (5-2520)							
9	Operation and Maintenance of Plant Services (1, 2, and 5-2540)							
10	Food Services (1-2560) <i>Must be less than (P16, Col E-F, L62)</i>							
11	Value of Commodities Received for Fiscal Year 2014 <i>(Include the value of commodities when determining if an A-133 is required)</i> .							
12	Internal Services (1-2570) and (5-2570)							
13	Staff Services (1-2640) and (5-2640)							
14	Data Processing Services (1-2660) and (5-2660)							
15	SECTION II							
16	Estimated Indirect Cost Rate for Federal Programs							
17				Restricted Program		Unrestricted Program		
18		Function	Indirect Costs	Direct Costs	Indirect Costs	Direct Costs		
19	Instruction	1000		6,977,235		6,977,235		
20	Support Services:							
21	Pupil	2100		330,771		330,771		
22	Instructional Staff	2200		557,522		557,522		
23	General Admin.	2300		493,449		493,449		
24	School Admin	2400		648,028		648,028		
25	Business:							
26	Direction of Business Spt. Srv.	2510	0	0	0	0		
27	Fiscal Services	2520	205,788	0	205,788	0		
28	Oper. & Maint. Plant Services	2540		967,689	967,689	0		
29	Pupil Transportation	2550		595,374		595,374		
30	Food Services	2560		160,089		160,089		
31	Internal Services	2570	0	0	0	0		
32	Central:							
33	Direction of Central Spt. Srv.	2610		0		0		
34	Plan, Rsrch, Dvlp, Eval. Srv.	2620		0		0		
35	Information Services	2630		0		0		
36	Staff Services	2640	0	0	0	0		
37	Data Processing Services	2660	0	0	0	0		
38	Other:	2900		23,111		23,111		
39	Community Services	3000		269,470		269,470		
40	Total			205,788	11,022,738	1,173,477	10,055,049	
41				Restricted Rate		Unrestricted Rate		
42				Total Indirect Costs:	205,788	Total Indirect costs:	1,173,477	
43				Total Direct Costs:	11,022,738	Total Direct Costs:	10,055,049	
44				=	1.87%	=	11.67%	

ESTIMATED INDIRECT COST DATA

	A	B	C	D	E	F	G	H
45								

	A	B	C	D	E
1	REPORT ON SHARED SERVICES OR OUTSOURCING				
2	School Code, Section 17-1.1 (Public Act 97-0357)				
3	Fiscal Year Ending June 30, 2014				
5	Complete the following for attempts to improve fiscal efficiency through shared services or outsourcing in the prior, current and next fiscal years. For additional information, please see the following website: http://www.isbe.net/sfms/afr/afr.htm .				
6	Center Cass School District No. 66				
7	19-022-0660-02				
8	<input type="checkbox"/> Check if the schedule is not applicable.	Prior Fiscal Year	Current Fiscal Year	Next Fiscal Year	Name of the Local Education Agency (LEA) Participating in the Joint Agreement, Cooperative or Shared Service.
9	Indicate with an (X) If Deficit Reduction Plan Is Required for Annual Budget				
10	Service or Function (Check all that apply)			Barriers to Implementation	(Limit text to 200 characters, for additional space use line 33 and 38)
11	Curriculum Planning				
12	Custodial Services				
13	Educational Shared Programs				
14	Employee Benefits				
15	Energy Purchasing	X	X		Illinois Energy Consortium
16	Food Services	X	X		Aramark Corporation
17	Grant Writing				
18	Grounds Maintenance Services				
19	Insurance				
20	Investment Pools	X	X		Illinois School District Liquid Asset Fund
21	Legal Services				
22	Maintenance Services				
23	Personnel Recruitment	X	X		Applitrack - Regional Office of Education
24	Professional Development				
25	Shared Personnel		X		Aesop (Frontline Technologies)
26	Special Education Cooperatives	X	X		School Association for Special Education in Dupage
27	STEM (science, technology, engineering and math) Program Offerings				
28	Supply & Equipment Purchasing				
29	Technology Services				
30	Transportation				
31	Vocational Education Cooperatives				
32	All Other Joint/Cooperative Agreements	X	X		Southeast Dupage Purchasing group
33	Other	X	X		Salt Purchase with City of Darien
34					
35	<u>Additional space for Column (D) - Barriers to Implementation:</u>				
36					
37					
38					
40	<u>Additional space for Column (E) - Name of LEA :</u>				
41					
42					
43					

	A	B	C	D	E
5	<i>Complete the following for attempts to improve fiscal efficiency through shared services or outsourcing in the prior, current and next fiscal years. For additional information, please see the following website:</i> http://www.isbe.net/sfms/afr/afr.htm .				
44					

ILLINOIS STATE BOARD OF EDUCATION
 School Business Services Division (N-330)
 100 North First Street
 Springfield, IL 62777-0001

LIMITATION OF ADMINISTRATIVE COSTS WORKSHEET

(Section 17-1.5 of the School Code)

School District Name: Center Cass School District No. 66RCDT Number: 19-022-0660-02

Description	Funct. No.	Actual Expenditures, Fiscal Year 2014			Budgeted Expenditures, Fiscal Year 2015		
		(10) Educational Fund	(20) Operations & Maintenance Fund	Total	(10) Educational Fund	(20) Operations & Maintenance Fund	Total
1. Executive Administration Services	2320	302,274		302,274	310,300		310,300
2. Special Area Administration Services	2330	0		0			0
3. Other Support Services - School Administration	2490	0		0			0
4. Direction of Business Support Services	2510	0	0	0			0
5. Internal Services	2570	0		0			0
6. Direction of Central Support Services	2610	0		0			0
7. Deduct - Early Retirement or other pension obligations required by state law and included above.				0			0
8. Totals		302,274	0	302,274	310,300	0	310,300
9. Percent Increase (Decrease) for FY2015 (Budgeted) over FY2014 (Actual)							3%

CERTIFICATION

I certify that the amounts shown above as "Actual Expenditures, Fiscal Year 2014" agree with the amounts on the district's Annual Financial Report for Fiscal Year 2014.

I also certify that the amounts shown above as "Budgeted Expenditures, Fiscal Year 2015" agree with the amounts on the budget adopted by the Board of Education.

 (Date)

 Signature of Superintendent

If line 9 is greater than 5% please check one box below

- The District is ranked by ISBE in the lowest 25th percentile of like districts in administrative expenditures per student (4th quartile) and will waive the limitation by board action, subsequent to a public hearing. Waiver resolution must be adopted no later than June 30.
- The district is unable to waive the limitation by board action and will be requesting a waiver from the General Assembly pursuant to the procedures in Chapter 105 ILCS 5/2-3.25g. Waiver applications must be postmarked by August 15, 2014 to ensure inclusion in the Fall 2014 report, postmarked by January 16, 2015 to ensure inclusion in the Spring 2014 report, or postmarked by August 14, 2015 to ensure inclusion in the Fall 2015 report. Information on the waiver process can be found at www.isbe.net/isbewaivers/default.htm.
- The district will amend their budget to become in compliance with the limitation. Budget amendments must be adopted no later than June 30.




This page is provided for detailed itemizations as requested within the body of the report.
Type Below.

- 1.
- 2.
- 3.
- 4.

19-022-0660-02

Reference Pages.

- ¹ Do not enter negative numbers. Reports with negative numbers will be returned for correction.
- ² GASB Statement No. 24; Accounting and Financial Reporting for Certain Grants and Other Financial Assistance. The "On Behalf of" Payments should only be reflected on this page.
- ³ Equals Line 8 minus Line 17
- ⁴ May require notification to the county clerk to abate an equal amount from taxes next extended. Refer to Section 17-2.11 for the applicable provisions and other "limited" transfer authority to O&M through June 30, 2013
- ⁵ Requires notification to the county clerk to abate an equal amount from taxes next extended. See Section 10-22.14
- ⁶ Use of proceeds from the sale of school sites buildings, or other real estate is limited. See Sections 5-22 and 10-22.8 of the School Code.
- ⁷ Include revenue accounts 1110 through 1115, 1117, 1118 & 1120. Include taxes for bonds sold that are in addition to those identified separately.
- ⁸ Educational Fund (10) - Computer Technology only.
- ⁹ Corporate personal property replacement tax revenue must be first applied to the Municipal Retirement/Social Security Fund to replace tax revenue lost due to the abolition of the corporate personal property tax (30 ILCS 115/12). This provision does not apply to taxes levied for Medicare-Only purposes.
- ¹⁰ Include only tuition payments made to private facilities. See Function 4200 or 4400 for public facility disbursements/expenditures.
- ¹¹ Payment towards the retirement of lease/purchase agreements or bonded/other indebtedness (principal only) otherwise reported within the fund—e.g. alternate revenue bonds(Describe & Itemize).
- ¹² Only abolishment of Working Cash Fund must transfer its funds directly to the Educational Fund upon adoption of a resolution and at the close of the current school Year (see 105 ILCS 5/20-8 for further explanation)
Only abatement of working cash fund can transfer its funds to any fund in most need of money (see 105 ILCS 5/20-10 for further explanation)

 Opinion 1	 Notes to the Financial Statements
 Opinion 2	

Instructions to insert word doc or pdf files:

Choose: **Insert** - Select: **Object** - Select **Create New** tab -
Select file type **Adobe Acrobat or Microsoft Word
Document** - Select **Create from File** tab - Select **Browse**
- Select **file that you want to embed** - Check **Display as
icon** - Select **OK**.

If you have trouble inserting pdf files it is because you do not have
the Adobe program.

	A	B	C	D	E	F	G	H	
1	DEFICIT ANNUAL FINANCIAL REPORT (AFR) SUMMARY INFORMATION								
2	New Provisions in the School Code, Section 17-1 (105 ILCS 5/17-1)								
3	<p><i>Instructions: If the Annual Financial Report (AFR) reflects that a "deficit reduction plan" is required as calculated below, then the school district is to complete the "deficit reduction plan" in the annual budget and submit the plan to Illinois State Board of Education (ISBE) within 30 days after accepting the audit report. This may require the FY2014 annual budget to be amended to include a "deficit reduction plan" and narrative.</i></p>								
4	<p><i>The "deficit reduction plan" is developed using ISBE guidelines and format in the School District Budget Form 50-36. A plan is required when the operating funds listed below result in direct revenues (line 7) being less than direct expenditures (line 8) by an amount equal to or greater than one-third (1/3) of the ending fund balance (line 10). That is, if the ending fund balance is less than three times the deficit spending, the district must adopt and submit an original budget/amended budget with ISBE that provides a "deficit reduction plan" to balance the shortfall within the next three years.</i></p>								
5	DEFICIT AFR SUMMARY INFORMATION - Operating Funds Only								
	<i>(All AFR pages must be completed to generate the following calculation)</i>								
6		EDUCATIONAL	OPERATIONS & MAINTENANCE	TRANSPORTATION	WORKING CASH	TOTAL			
7	Direct Revenues	10,638,348	1,107,888	677,037	123,226	12,546,499			
8	Direct Expenditures	9,840,612	1,114,176	718,536		11,673,324			
9	Difference	797,736	(6,288)	(41,499)	123,226	873,175			
10	Fund Balance - June 30, 2014	3,505,817	1,331,162	646,713	2,815,705	8,299,397			
11								<p>Balanced - no deficit reduction plan is required.</p>	
12									
13									
14									

Audit Checklist

All entries must balance within the individual fund statements and schedules as instructed below.
Any error messages left unresolved below, will be returned to the school district/joint agreement.

Round all entries to the nearest dollar.

- 1. The auditor's Opinion and Notes to the Financial Statements are embedded in the "Opinion-Notes 34" tab.
- 2. Student Activity Funds, Convenience Accounts, and other agency funds are included, if applicable.
- 3. All audit questions on page 2 are answered appropriately by checking all that apply. This page must also be certified with the signature of the CPA firm. Comments and explanations are
- 4. All **Other** accounts and functions labeled "(describe & itemize)" are properly noted on the "Itemization 32" tab.
- 5. In all funds, Function No. 2900 does not include Worker's Compensation or Unemployment Insurance.
- 6. Tuition paid to another school district or to a joint agreement (in state) is coded to Function 4200, and Other Objects (600).
- 7. Business Manager/Bookkeeper Costs are charged to the proper Function (No. 2510/2520).
- 8. If district is subject to PTELL on tab "Aud Quest 2", line 21 be sure to check the box and enter the effective date.

Balancing Schedule

Check this Section for Error Messages

The following assures that various entries are in balance. Any out of balance condition is followed by an error message in **RED** and must be resolved before submitting to ISBE. One or more errors detected may cause this AFR to be returned for corrections and resubmission. If impossible for entries to balance please explain on the itemization page.

Description:	Error Message
1. Cover Page: The Accounting Basis must be Cash or Accrual.	
2. The A-133 related documents must be completed and attached.	
What Basis of Accounting is used?	CASH
Accounting for late payments (Audit Questionnaire Section D)	OK
Are Federal Expenditures greater than \$500,000?	OK
Is all A133 information completed and enclosed?	OK
Is Budget Deficit Reduction Plan Required?	Congratulations! You have a balanced AFR.
3. Page 3: Financial Information must be completed.	
Section A: Tax rates are not entered in the following format: [1.50 should be .0150]. Please enter with the correct decimal point.	OK
Section D: Check a or b that agrees with the school district type.	OK
4. Page 5: Cells C4:L4 Acct 111-115 - Cash Balances cannot be negative.	
Fund (10) ED: Cash balances cannot be negative.	OK
Fund (20) O&M: Cash balances cannot be negative.	OK
Fund (30) DS: Cash balances cannot be negative.	OK
Fund (40) TR: Cash balances cannot be negative.	OK
Fund (50) MR/SS: Cash balances cannot be negative.	OK
Fund (60) CP: Cash balances cannot be negative.	OK
Fund (70) WC: Cash balances cannot be negative.	OK
Fund (80) Tort: Cash balances cannot be negative.	OK
Fund (90) FP&S: Cash balances cannot be negative.	OK
5. Page 5 & 6: Total Current & Capital Assets must = Total Liabilities & Fund Balance.	
Fund 10, Cell C13 must = Cell C41.	OK
Fund 20, Cell D13 must = Cell D41.	OK
Fund 30, Cell E13 must = Cell E41.	OK
Fund 40, Cell F13 must = Cell F41.	OK
Fund 50, Cell G13 must = Cell G41.	OK
Fund 60, Cell H13 must = Cell H41.	OK
Fund 70, Cell I13 must = Cell I41.	OK
Fund 80, Cell J13 must = Cell J41.	OK
Fund 90, Cell K13 must = Cell K41.	OK
Agency Fund, Cell L13 must = Cell L41.	OK
General Fixed Assets, Cell M23 must = Cell M41.	OK
General Long-Term Debt, Cell N23 must = Cell N41.	OK
6. Page 5: Sum of Reserved & Unreserved Fund Balance must = Page 8, Ending Fund Balance.	
Fund 10, Cells C38+C39 must = Cell C81.	OK
Fund 20, Cells D38+D39 must = Cell D81.	OK
Fund 30, Cells E38+E39 must = Cell E81.	OK
Fund 40, Cells F38+F39 must = Cell F81.	OK
Fund 50, Cells G38+G39 must = Cell G81.	OK
Fund 60, Cells H38+H39 must = Cell H81.	OK
Fund 70, Cells I38+I39 must = Cell I81.	OK
Fund 80, Cells J38+J39 must = Cell J81.	OK
Fund 90, Cells K38+K39 must = Cell K81.	OK
8. Page 25: Schedule of Bonds Payable must = Pages 5, 8 & 18: Basic Financial Statements.	
Note: Explain any unreconcilable differences in the Itemization sheet.	
Total Long-Term Debt Issued (P25, Cell F49) must = Principal on Long-Term Debt Sold (P8, Cells C33:F33, H33:K33).	OK
Total Long-Term Debt (Principal) Retired (P18, Cells H163) must = Debt Service - Long-Term Debt (Principal) Retired (P25, Cells H49).	OK
9. Page 7 & 8: Other Sources of Funds (L 24:42) must = Other Uses of Funds (P8, L46:59).	
Acct 7130 - Transfer Among Funds, Cells C27:K27 must = Acct 8130 Transfer Among Funds, Cells C49:K49	OK
Acct 7140 - Transfer of Interest, Cells C28:K28 must = Acct 8140 Transfer of Interest, Cells C50:K50.	OK
Acct 7900 - ISBE Loan Proceeds (Cells C42:K42) must = Acct 8910 - Transfers to Debt Service Fund to Pay Principal on ISBE Loans (Cells C74:K74)	OK
10. Restricted Local Tax Levies Page 26, Line 25 must = Reserved Fund Balance, Pages 5 & 6, Line 38.	
Reserved Fund Balance, Page 5, Cells C38:H38 must be => Reserve Fund Balance Cell G25:K25.	OK
Unreserved Fund Balance, Page 5, Cells C39:H39 must be > 0	OK
11. Page 5: "On behalf" payments to the Educational Fund	
Fund (10) ED: Account 3998 must be entered	OK
12. Page 28: The 9 Month ADA must be entered on Line 77.	OK
13. Page 32: LIMITATION OF ADMINISTRATIVE COST, Budget Information must be completed and submitted to ISBE.	OK
14. Page 31: SHARED OUTSOURCED SERVICES, Completed.	OK

ANNUAL FEDERAL FINANCIAL COMPLIANCE REPORT (COVER SHEET)
DISTRICT/JOINT AGREEMENT
Year Ending June 30, 2014

DISTRICT/JOINT AGREEMENT NAME Center Cass School District No. 66	RCDT NUMBER 19-022-0660-02	CPA FIRM 9-DIGIT STATE REGISTRATION NUMBER 060-005206	
ADMINISTRATIVE AGENT IF JOINT AGREEMENT (as applicable) Tim Arnold		NAME AND ADDRESS OF AUDIT FIRM Knutte & Associates, P.C. 7900 South Cass Avenue Darien IL 60561	
ADDRESS OF AUDITED ENTITY (Street and/or P.O. Box, City, State, Zip Code) 699 Plainfield Road Downers Grove 60516		E-MAIL ADDRESS davek@knutte.com	
		NAME OF AUDIT SUPERVISOR David Knutte	
		CPA FIRM TELEPHONE NUMBER 630-960-3317	FAX NUMBER 630-960-9960

THE FOLLOWING INFORMATION MUST BE INCLUDED IN THE A-133 SINGLE AUDIT REPORT:

- A copy of the CPA firm's most recent peer review report and acceptance letter has been submitted to ISBE (either with the audit or under separate cover)
- Financial Statements including footnotes § .310 (a)
- Schedule of Expenditures of Federal Awards including footnotes § .310 (b)
- Independent Auditor's Report § .505
- Independent Auditor's Report on Compliance and on Internal Control Over Financial Reporting Based on an Audit of Financial Statements Performed in Accordance with Government Auditing Standards § .505
- Independent Auditor's Report on Compliance with Requirements Applicable to each Major Program and Internal Control over Compliance in Accordance with OMB Circular A-133 § .505
- Schedule of Findings and Questioned Costs § .505 (d)
- Summary Schedule of Prior Year Audit Findings § .315 (b)
- Corrective Action Plan § .315 (c)

THE FOLLOWING INFORMATION IS HIGHLY RECOMMENDED TO BE INCLUDED:

- Copy of Federal Data Collection Form § .320 (b)
- Copy(ies) of Management Letter(s)

Center Cass School District No. 66
19-022-0660-02
A-133 SINGLE AUDIT INFORMATION CHECKLIST

The following checklist is **OPTIONAL**; it is not a required form for completion of A-133 Single Audit information. The purpose of the checklist is to assist in determining if appropriate information has been correctly completed within the Annual Financial Report (AFR). This is not a complete listing of all A-133 requirements, but highlights some of the more common errors found during ISBE reviews.

GENERAL INFORMATION

1. **Signed** copies of audit opinion letters have been included with audit package submitted to ISBE.
2. All opinion letters use the **most current audit language and formatting** as mandated in SAS 115/SAS 117 and other pronouncements.
3. **ALL** Single Audit forms within the AFR Excel workbook have been completed, where appropriate.
 - For those forms that are not applicable, "N/A" or similar language has been indicated.
4. **ALL** Federal revenues reported in FRIS Report 0053 (Summary of Payments) are accounted for in the Schedule of Expenditures of Federal Awards (SEFA).
 Programs funded through ARRA are identified separately in SEFA
5. Federal revenues reported on the AFR reconcile to Federal revenues reported on the SEFA.
 - Verify or reconcile on reconciliation worksheet.
6. The total value of non-cash **COMMODITIES** has been included within the AFR on the **INDIRECT COSTS** page (ICR Computation 30) on Line 11. It **should not** be included in the Statement of Revenues Received (REVENUES 9-14) within the AFR Accounts 4210 - 4299. Those accounts are specific cash programs, not non-cash assistance such as **COMMODITIES**.
7. Complete audit package (Data Collection Form, audit reports, etc.) has been submitted electronically to the Federal Audit Clearinghouse in Jeffersonville, Indiana.

SCHEDULE OF EXPENDITURES OF FEDERAL AWARDS

8. Programs funded through ARRA (Federal Stimulus funds) are identified separately from "regular" Federal programs
 - Program name includes "ARRA - " prefix
 - Correct ARRA CFDA and ISBE program numbers are listed
9. All prior year's projects are included and reconciled to final FRIS report amounts.
 - Including receipt/revenue and expenditure/disbursement amounts.
10. All current year's projects are included and reconciled to most recent FRIS report filed.
 - Including revenue and expenditure/disbursement amounts.
11. Differences in reported spending amounts on the SEFA and the final FRIS reports should be detailed and/or documented in a finding, with discrepancies reported as Questioned Costs.
12. Prior-year and Current-year Child Nutrition Programs (CNP) are included on the SEFA (with prior-year program showing total cash received):
 Project year runs from October 1 to September 30, so projects will cross fiscal year;
 This means that audited year revenues will include funds from both the prior year and current year projects.
13. Each CNP project should be reported on separate line (one line per project year per program).
14. Total CNP Revenue amounts are consistent with grant amounts awarded by ISBE for each program by project year.
15. Total CNP Expenditure amounts are consistent with grant amounts awarded by ISBE for each program by project year.
16. Exceptions should result in a finding with Questioned Costs.
17. The total value of non-cash **COMMODITIES** has been reported on the SEFA (CFDA 10.555).
 - The value is determined from the following, **with each item on a separate line**:
- * **Non-Cash Commodities** : Monthly Commodities Bulletin for April (From the Illinois Commodities System accessed through ISBE web site)
 Total commodities = A PAL Allocated + B PAL Allocated + Processing Deductions + Total Bonus Allocated
 Verify Non-Cash Commodities amount on ISBE web site: <http://www.isbe.net/business.htm> .
- * **Non-Cash Commodities** : Commodities information for non-cash items received through **Other Food Services**
 Districts should track separately through year; no specific report available from ISBE
 Verify Non-Cash Commodities amount through Other Food Services on ISBE web site: <http://www.isbe.net/business.htm> .
- * **Department of Defense Fresh Fruits and Vegetables** (District should track through year)
 - The two commodity programs should be reported on separate lines on the SEFA.
 Verify Non-Cash Commodities amount through DoD Fresh Fruits and Vegetables on ISBE web site: <http://www.isbe.net/business.htm> .
- * Amounts verified for **Fresh Fruits and Vegetables** cash grant program (ISBE code 4240)
 CFDA number: 10.582
18. **TOTALS** have been calculated for Federal revenue and expenditure amounts (Column totals).
19. Obligations and Encumbrances are included where appropriate.
20. **FINAL STATUS** amounts are calculated, where appropriate.
21. Medicaid Fee-for-Service funds, E-Rate reimbursements and Build America Bond interest subsidies have **not** been included on the SEFA.
22. **All** programs tested (not just Type A programs) are indicated by either an * or (M) on the SEFA.
23. **NOTES TO THE SEFA** within the AFR Excel workbook (SEFA NOTES) have been completed.
 Including, but not limited to:
24. Basis of Accounting
25. Name of Entity
26. Type of Financial Statements
27. Subrecipient information (Mark "N/A" if not applicable)
- * ARRA funds are listed separately from "regular" Federal awards

SUMMARY OF AUDITOR RESULTS/FINDINGS/CORRECTIVE ACTION PLAN

28. Audit opinions expressed in opinion letters match opinions reported in Summary.
29. **All** Summary of Auditor Results questions have been answered.
30. All tested programs are listed.
31. Correct testing threshold has been entered. (OMB A-133, §_520)

Findings have been filled out completely and correctly (if none, mark "N/A").

32. Financial Statement and/or Federal Awards Findings information has been completely filled out for each finding, with finding numbers in correct format.
32. Finding completed for **each Significant Deficiency** and for **each Material Weakness** noted in opinion letters.
33. Separate finding for each Federal program (i.e., don't report same finding for multiple programs on one sheet).
34. Separate finding sheet for each finding on programs (e.g., excess interest earned and unallowable expenditures are two findings and should be reported separately, even if both are on same program).
35. Questioned Costs have been calculated where there are questioned costs.
36. Questioned Costs are separated by project year **and** by program (and sub-project, if necessary).

- 37. Questioned Costs have been calculated for Interest Earned on **Excess Cash on Hand**.
 - Should be based on actual amount of interest earned
 - Questioned Cost amounts are broken out between programs if multiple programs are listed on the finding
- 38. **A CORRECTIVE ACTION PLAN** has been completed for each finding.
 - Including Finding number, action plan details, projected date of completion, name and title of contact person

Center Cass School District No. 66
19-022-0660-02

RECONCILIATION OF FEDERAL REVENUES

Annual Financial Report to Schedule of Expenditures of Federal Awards

TOTAL FEDERAL REVENUE IN AFR

Account Summary 7-8, Line 7	Account 4000	\$ 551,534
Flow-through Federal Revenues		
Revenues 9-14, Line 112	Account 2200	-
Value of Commodities		
Indirect Cost Info 30, Line 11		-
Less: Medicaid Fee-for-Service		
Revenues 9-14, Line 270	Account 4992	(26,990)
AFR TOTAL FEDERAL REVENUES:		\$ 524,544

ADJUSTMENTS TO AFR FEDERAL REVENUE AMOUNTS:

Reason for Adjustment:

-----	-----
-----	-----
-----	-----
-----	-----
-----	-----
-----	-----
-----	-----

ADJUSTED AFR FEDERAL REVENUES \$ 524,544

Total Current Year Federal Revenues Reported on SEFA:
Federal Revenues Column D _____

Adjustments to SEFA Federal Revenues:

Reason for Adjustment:

-----	-----
-----	-----
-----	-----
-----	-----
-----	-----
-----	-----

ADJUSTED SEFA FEDERAL REVENUE: \$ -

DIFFERENCE: \$ 524,544

** The amount reported here should match the value reported for non-cash Commodities on the Indirect Cost Rate Computation page.

⁵ This note is included to meet the Circular A-133 requirement that the schedule include notes that describe the significant accounting policies used in preparing the schedule.

⁶ Circular A-133 requires the Schedule of Expenditures of Federal Awards to include, to the extent practical, an identification of the total amount provided to subrecipients, from each federal program. Although this example includes the required subrecipie information in the notes to the schedule, the information may be included on the face of the schedule as a separate column or section, if that is preferred by the auditee.

Center Cass School District No. 66
19-022-0660-02
SCHEDULE OF FINDINGS AND QUESTIONED COSTS
Year Ending June 30, 2014

SECTION I - SUMMARY OF AUDITOR'S RESULTS

FINANCIAL STATEMENTS

Type of auditor's report issued: _____
 (Unmodified, Qualified, Adverse, Disclaimer)

INTERNAL CONTROL OVER FINANCIAL REPORTING:

- Material weakness(es) identified? _____ YES _____ None Reported
- Significant Deficiency(s) identified that are not considered to be material weakness(es)? _____ YES _____ None Reported
- Noncompliance material to financial statements noted? _____ YES _____ NO

FEDERAL AWARDS

INTERNAL CONTROL OVER MAJOR PROGRAMS:

- Material weakness(es) identified? _____ YES _____ None Reported
- Significant Deficiency(s) identified that are not considered to be material weakness(es)? _____ YES _____ None Reported

Type of auditor's report issued on compliance for major programs: _____
 (Unmodified, Qualified, Adverse, Disclaimer⁷)

Any audit findings disclosed that are required to be reported in accordance with Circular A-133, § .510(a)? _____ YES _____ NO

IDENTIFICATION OF MAJOR PROGRAMS:⁸

CFDA NUMBER(S) ⁹	NAME OF FEDERAL PROGRAM or CLUSTER ¹⁰

Dollar threshold used to distinguish between Type A and Type B programs: _____

Auditee qualified as low-risk auditee? _____ YES _____ NO

⁷ If the audit report for one or more major programs is other than unmodified, indicate the type of report issued for each program. Example: "Unmodified for all major programs except for [name of program], which was modified and [name of program], which was a disclaimer."
⁸ Major programs should generally be reported in the same order as they appear on the SEI
⁹ When the CFDA number is not available, include other identifying number, if applicab
¹⁰ The name of the federal program or cluster should be the same as that listed in the SEFA. For clusters, auditors are c required to list the name of the cluster.

¹⁸ To the extent practical, indicate when management does not agree with the finding, questioned cost, or b

Center Cass School District No. 66
19-022-0660-02
SUMMARY SCHEDULE OF PRIOR AUDIT FINDINGS¹⁹
Year Ending June 30, 2014

[If there are no prior year audit findings, please submit schedule and indicate NONE]

<u>Finding Number</u>	<u>Condition</u>	<u>Current Status²⁰</u>
-----------------------	------------------	------------------------------------

When possible, all prior findings should be on the same page

¹⁹ See the instructions in the Guide to Auditing and Reporting for Illinois Public Local Education Agencies for an explanation of this schedule.

²⁰ Current Status should include one of the following:

- A statement that corrective action was taken
- A description of any partial or planned corrective action
- An explanation if the corrective action taken was significantly different from that previously reported or in the management decision received from the pass-through entity.

Center Cass School District No. 66
19-022-0660-02
CORRECTIVE ACTION PLAN FOR CURRENT YEAR AUDIT FINDINGS²¹
Year Ending June 30, 2014

Corrective Action Plan

Finding No.: **2014-** _____

Condition:

Plan:

Anticipated Date of Completion:

Name of Contact Person: [Name and Title of person responsible for implementation]

Management Response: [If applicable, an explanation giving specific reasons if the district officials do not agree with the finding and believe that corrective action is unnecessary.]

²¹ See the instructions in the Guide to Auditing and Reporting for Illinois Public Local Education Agencies for an explanation of this schedule.